

## TABLE OF CONTENTS for Fair 2026

Riley County Fair Schedule & General Rules .....	3-7
Livestock Health Requirements & Dept Rules.....	8-12

### 4-H Departments

Ag Mechanics Welding.....	52
Banner .....	29
Beef.....	13
Bucket Calf.....	14
Cake Decorating .....	30
Cloverbud 4-H Exhibit .....	31
Communications.....	32
Computer Science.....	33
Dairy.....	15
Dairy Goat .....	23
Dog .....	35
Electric and Renewable Energy .....	39
Engineering/Technology.....	41
Entomology .....	56
Fashion Revue .....	62
Fiber Art .....	64
Foods and Nutrition.....	65
Food Preservation.....	68
Forestry.....	69
Geology .....	71
Horticulture & Landscape Design & Horticulture Judging Contest .....	75
Horse .....	20
Interior Design and Architecture.....	77
Livestock Judging.....	11
Meat Goat .....	24
Miscellaneous .....	79
Pets.....	80
Photography & Judging Contest.....	81
Poultry .....	26
Rabbit.....	27
Round Robin.....	11
Sewing & Textile Design .....	84
Sheep.....	18
Shopping in Style.....	85
Small Engines .....	87
Swine .....	16
Veterinary Science .....	87
Visual Arts.....	88
Wildlife & Shooting Sports.....	89
Window Decorating .....	93
Woodworking .....	93
Open Youth Pedal Tractor Pull.....	101
Open Class Departments.....	94-101

## RILEY COUNTY FAIR BOARD MEMBERS

### District 1

Larry Couchman  
Sharon Eckhoff  
Andrea DeJesus, Vice  
Bob Mertz

### District II

Brenda Jordan, Chair  
Andy Rombeck  
AJ Berry  
Brent Camerlinck

### District III

Lisa Brummett  
Bria Taddiken-Williams  
Kristin Holt, Sec  
Kelsey Thomas

## RILEY COUNTY BOARD OF COMMISSIONERS

John Ford, Dist. I      Greg McKinley, Dist. II      Kathryn Focke, Dist. III

## RILEY COUNTY EXTENSION COUNCIL EXECUTIVE BOARD MEMBERS

Michelle Taylor, Chair	Mary Marston, Treas	Lance Sharp
Hilary Rombeck	Bruce Kaump	Laura Henderson
Tiffany Oppelt, Sec	Suzann Mongeau	Bill Spiegel

## RILEY COUNTY EXTENSION STAFF

Daniel Skucius .....	County Extension Director
John Jobe .....	Extension Agent, 4-H
Megan Dougherty .....	Extension Agent, FCS
Gregg Eyestone.....	Extension Agent, Horticulture
Lindsay Shorter .....	Extension Agent, Agriculture
Brandy Bruna .....	Program Assistant, 4-H
Sherri Rogers.....	Administrative Assistant
Sharon Bairow-Riffey .....	Office Professional

## RILEY COUNTY 4-H AMBASSADORS

Alexzandra Anderson	Jameson McDonald	Teagan Reasoner
Morgan Roberts	Sofia Scheerer	Lane Sharp
Genayla Warnken	Trista Warnken	Sarah Wendland
Alena Wiebers	Marek Wiebers	Reese Grady

## RILEY COUNTY 4-H ORGANIZATIONS

### Community Clubs

Ashland Boosters	Leonardville Hustlers	Strong-Satellites
Bonfire	Pillsbury	Wildcat
CiCo Shamrocks	Randolph Ramblers	Zeandale
College Hill		

### PROJECT CLUBS

Kennel Club	Horse Club	Straight-Shooters Club
-------------	------------	------------------------

# PROGRAM FOR RILEY COUNTY FAIR ACTIVITIES

## **FRIDAY, MAY 29**

Dog Pre-entry due

## **MONDAY, JUNE 1**

Pre-Entry is open for all projects exhibited at the fair

## **SATURDAY, JUNE 27**

9:00 a.m.

Dog Show, Rally-O, Agility, Obedience & Showmanship

## **MONDAY, JUNE 29**

Pre-Fair workshop, Pottorf Hall

## **WEDNESDAY, JULY 1**

**Pre-entry Closes for all projects**

Judging time signups open for all Pottorf Hall entries until **July 10**

## **FRIDAY, JULY 10**

5:00 p.m.

Fashion Review scripts due on-line for those participating in review

## **WEDNESDAY, JULY 15**

8:30 a.m.

Clothing Construction, Fashion Revue Judging

Judging at Manhattan Catholic School, 296 S. Juliette

7:00 p.m.

Public Fashion Revue – Manhattan Catholic School

## **SATURDAY, JULY 18**

7:30–8:00 a.m.

Enter 4-H Horse Exhibits

8:30 a.m.

Judge 4-H Horse Show is at:

Billbrey Family Event Center

1627 Animal Science Rd Gtwy, MHK

## **MONDAY, JULY 20**

8:00 - 7:00 p.m.

Enter 4-H Banners; **No Late Banners Accepted**

5:30 p.m.

Work Night at Fairgrounds, beginning with department chairs & assistants meeting on the patio.

## TUESDAY, JULY 21

8:00 a.m.	Enter and Judge 4-H Miscellaneous (Building Creations, misc. notebooks, and posters)
8:00 a.m.	Enter and Judge 4-H Vet Science
8:00 a.m.	Enter and Judge 4-H Wildlife and Shooting Sports
8:00 a.m.	Enter and Judge 4-H Shopping in Style
8:00 a.m.	Enter and Judge 4-H Interior Design & Architecture
1:00 p.m.	Enter and Judge 4-H Photography
1:00 p.m.	Enter and Judge Cloverbud projects (all projects except clothing/fashion)
1:30 p.m.	Enter and Judge 4-H Computer Science
1:30 p.m.	Enter and Judge 4-H Small Engines
1:30 p.m.	Enter and Judge 4-H Aerospace/Rocketry Projects
6:00 p.m.	Enter and Judge 4-H Pets

## WEDNESDAY, JULY 22

10:00 a.m.	Enter and Judge 4-H Visual Arts
10:00 a.m.	Enter and Judge 4-H Foods/Nutrition
11:00 a.m.	Enter and Judge 4-H Food Preservation
11:00 a.m.	Enter and Judge 4-H Decorated Cakes
11:00 – 2:00 p.m.	Enter and Judge Open Class Food Preservation
11:00 – 2:00 p.m.	Enter and Judge Open Class Decorated Cakes
<b>(All judging times above will break noon – 12:30 p.m. for lunch)</b>	
3:00	4-H Bake Sale
3:00	Judge Banners
3:00 – 5:00 p.m.	Enter Open Class Building Creations

## THURSDAY, JULY 23

**7:00 - 11:00 a.m. *Accept all 4-H Livestock (Including Rabbits and Poultry)  
(No exhibits can be unloaded before 7:00 a.m.)  
Weigh and identify sheep, swine, goats and beef.***

8:00 a.m.	Pottorf Hall Opens
8:00 a.m.	4-H Bake Sale (Continued)
10:00 - Noon	Enter Open Class Garden /Flowers/Plants
10:00 a.m.	Enter Clothing for Display
10:00 a.m.	Enter and Judge 4-H Fiber Arts
10:00 a.m.	Enter and Judge 4-H Forestry
10:00 a.m.	Enter and Judge 4-H & Open Class Geology
NOON	Shepherds Lead Pre-Entry Due to fair office
1:00 p.m.	Enter and Judge 4-H Woodworking
1:00 p.m.	Enter and Judge 4-H Horticulture & Landscape Design
1:00 p.m.	Enter and Judge 4-H Entomology
1:00 p.m.	Judge Open Class Garden/Agronomy/Flowers/Plants
1:00 p.m.	<b>Livestock Exhibitor Meeting, Hurlburt Arena</b>
2:00 p.m.	Enter and Judge 4-H Electric & Renewable Energy
2:00 p.m.	Judge Open Class Building Creations
6:00 -10:00 p.m.	Carnival – WEEE Entertainment
7:00 p.m.	Judge Shepherds Lead and Sheep Exhibits, Hurlburt Arena
8:00 p.m.	Kaw Valley Rodeo
10:00 p.m.	Pottorf Hall Closes

## FRIDAY, JULY 24

8:00 a.m.	Pottorf Hall Opens
8:00 p.m.	Judge Dairy Goat Exhibits
1:00 p.m.	Judge Poultry Exhibits
4:00 p.m.	Judge 4-H Meat Goat Exhibits
6:00 – 10:00 p.m.	Carnival – WEEE Entertainment
7:00	Judge Swine Exhibits, Hurlburt Arena
8:00 p.m.	Kaw Valley Rodeo
10:00 p.m.	Pottorf Hall Closes

## SATURDAY, JULY 25

8:00 a.m.	Pottorf Hall Opens
8:00 – 11:00 a.m.	Enter and Judge Open Class Art & Clothing
8:00 – 11:00 a.m.	Enter and Judge Open Class Photography
8:00 a.m.	Judge 4-H Dairy Exhibits
8:00 a.m.	Judge 4-H Rabbit Exhibits
9:00 a.m.	Judge Beef Exhibits
10:00 a.m.	Enter and Judge Open Foods
11:00 a.m.	Judge Bucket Calf Exhibits (follows Beef Show)
1:00 p.m.	Hort, FACS & Photo Judging Contest
6:00 – 10:00 p.m.	Carnival – WEEE Entertainment
8:00 p.m.	Kaw Valley Rodeo
10:00 p.m.	Pottorf Hall Closes

## SUNDAY, JULY 26

10:00 a.m.	Pottorf Hall Opens
11:00 a.m.	Swine Round Robin Showmanship Contest
11:30 a.m.	Remainder of Species Round Robin Showmanship Contest
1:00 p.m.	Open Class Baking Contest --- <i>All American Apple Pie</i> Pottorf
3:30 p.m.	4-H Livestock Judging Contest
6:00 – 10:00 p.m.	Carnival – WEEE Entertainment
6:00 p.m.	Watermelon Feed, Hurlburt
6:30 p.m.	Pedal Pull Registration
7:00 p.m.	Pedal Tractor Pull Begins
10:00 p.m.	Pottorf Hall Closes

## MONDAY, JULY 27

7:00 - 11:00 a.m.	<b>Non-sale livestock released, includes tent livestock</b>
8:00 a.m.	Pottorf Hall Opens
10:00 a.m.	Fair Olympics – Southside Pottorf Hall
5:00 – 7:00 p.m.	<b>Release Pottorf Hall Exhibits</b>
6:00 – 10:00 p.m.	Carnival – WEEE Entertainment
6:30 p.m.	Ice Cream Social – Hurlburt Arena
7:00 p.m.	4-H Livestock and Food Champion Auction, Hurlburt Arena
7:00 p.m.	Pottorf Hall Closed to General Public

## TUESDAY, JULY 28

9:00 a.m.	Clean up the Fairgrounds.
-----------	---------------------------

*\*Riley County Fair 2027- Tentatively JULY 22 – JULY 26*

## 4-H CLUB DEPARTMENT GENERAL REGULATIONS

1. 4-H members are responsible for knowing and abiding by the fair rules published in this fair book. Rule violations will be dealt with on a case-by-case basis by the Fair Board.
2. The Riley County Fair Board, through its management, makes all rules and regulations and reserves the final and absolute right to interpret these rules and regulations.
3. A fair pre-entry deadline has been established for **Wednesday, July 1; All 4-H and Cloverbud Fair Entries** will be collected on-line at our website [www.riley.ksu.edu](http://www.riley.ksu.edu) and click on **Fair Pre-entry**, if exhibitors are unable to access the online system from home, they may access it from the Extension office. **Fair Pre-entry for Dog exhibitors will be Friday, May 29.** Entries will be collected on-line at our website [www.riley.ksu.edu](http://www.riley.ksu.edu) and click on **Fair Pre-entry**.
4. Any exhibitor not complying with the Riley County Fair rules, regulations and requirements may be denied entry and/or participation.
5. Disputes should first be brought to the attention of the appropriate department head and extension staff. After receiving a decision from the department chair or staff member, any further dispute must be made in writing, using the form available at the Riley County Fair office. To receive a ruling from the fair board, the dispute form must be accompanied by a \$250 fee (cash or certified check made payable to "4-H Council"). The fee will be forfeited if the fair board is not able to substantiate the complaint.
6. 4-H members may NOT stay overnight in or around the fair buildings or facilities. They may stay in campers or trailers. 4-H'ers are the responsibility of their parents or guardians. Trailers and campers must be parked the correct way in the parking lot.
7. Exhibitors must be Riley County 4-H Club members and be enrolled by May 1 of the current year, in the project in which they are exhibiting.
8. All participants shall be 4-H members who have passed their 7th birthday by January 1, of the current year, and have not passed their 19th birthday on January 1, of the current year. Eligibility should be checked by leaders. Age must be stated on an entry card.
9. Unless otherwise stated, Junior Division age will be 13 and under as of January 1, of the current year, and Senior Division age will be 14 and over as of January 1 of the current year.
10. All exhibits must be entered and in the assigned place, by the time indicated in the fair schedule, and the exhibit must remain on display until the scheduled release time.
11. All members exhibiting animals must accompany and show their exhibits and provide a suitable means of always caring for them during the fair. Members must furnish their own feed and equipment for animals.
12. In case an exhibitor has two animals entered in the same class, another Riley County 4-H member may assist with one entry, provided this meets the approval of the Department Chair.
13. Each member will be responsible for cleaning up their pen or stall after the removal of animals. Failure to do so means forfeiture of the premium.
14. No commercial advertising is permitted in connection with 4-H exhibits or animals.
15. Animals shown in market classes are not eligible to be shown in breeding classes and vice versa.
16. All livestock must be housed in Riley or adjacent counties during the project year and be cared for by the 4-H'er.
17. Entries in all classes will be placed in purple, blue, red, or white ribbon groups according to the department and quality of the exhibit (rainbow ribbon for participation).

18. Money has been provided in each ribbon group for each class, except for judging contests, showmanship, fashion revue and the participation ribbon groups.
19. Purple ribbon winners will be eligible for show at the Kansas State Fair (except for livestock which must be blue ribbon quality) if classes are available and the exhibitor meets show and/or age requirements.
20. All exhibits on the fairgrounds will be under the control of the fair management. While every precaution will be taken for their safekeeping, neither the management, nor its officers, nor the extension office personnel will be responsible for any loss, damage or accidents that may occur.
21. After the exhibit release time, all exhibits are to be claimed by the exhibitors or by parties representing the exhibitors. Those in charge assume no responsibility for exhibits left on the fairgrounds after the close of the fair.
22. All exhibits entered should be the product of the 4-H work done in the present club year. (October 1 – September 30 of current year)
23. Projects made in school should not be exhibited unless the following requirements are met: (1) 4-H'er must have planned ahead of time to correlate 4-H and school project work; (2) The 4-H project must have similar suggested learning experiences and/or requirements as the school class; (3) 4-H'er must be enrolled in the project before article is made in school class.
24. All 4-H'ers exhibiting in Pottorf Hall, and their parents and leaders will have the opportunity to meet with the judge while entries are being judged. The purpose of interview judging is to enhance the educational experience for 4-H'ers. Judges will talk to the 4-H'er. The leader and parent are requested to be silent observers and may ask questions at the conclusion of the interview.
25. Department Chairs in charge have the right to refuse late entries or place participation ribbons on exhibits.
26. 4-H exhibitors (individual or group) should avoid using copyrighted materials, whenever possible, by originating his/her own work. A 4-H member or group should use with caution a copyrighted and/or trademarked product or service (brand name, label or product). The intent of using the copyright or trademark materials for educational purposes such as an exhibit, educational poster/display or public presentation is acceptable under the "Fair Use" (legal use) provision. Regardless of the "Fair Use" provision, the inference that a specific name brand product is good or bad inherently or through comparison must be done cautiously, using acceptable research/comparison methods and having a disclaimer that the conclusions are those of the 4-H participant and not those of K-State Extension. The use and inclusion of specific brand names for educational purposes does not imply endorsement or refusal by the Riley County Extension Council, K- State Extension, or the State of Kansas.

# RILEY COUNTY 4-H FAIR ANIMAL HEALTH REQUIREMENTS

## GENERAL REQUIREMENTS

All animals will receive a visual exam by the attending veterinarians and shall be free of clinical signs (symptoms) of infectious or contagious disease. **If an animal exhibits clinical signs of an infectious disease, that animal will be subject to a full physical exam by the attending veterinarian.** Clinical signs of infectious diseases that would prompt a physical exam include, but are not limited to, the following:

1. Areas of hair loss, scabs, flaky skin, or ulcerations of the skin
2. Raised areas of skin, lumps, or masses on the body
3. Coughing
4. Nasal discharge: any discharge that has color to it (cloudy, green, yellow, etc.)
5. Diarrhea or soft stools
6. Discharge from the eyes
7. Lethargic or depressed animals

The attending veterinarians shall have the authority to accept or reject any animal based on the visual or physical exam. Any animal that develops any disease symptoms while at the fair shall be isolated immediately, examined, and treated by a veterinarian, and may be sent home on the discretion of the veterinarian. Appropriate measures shall be taken by the veterinarian to ensure the health and well-being of the other exposed animals through disinfection, vaccination, isolation, quarantine, treatment, and preventive medicine.

Definitions:

1. **Ringworm:** Ringworm is a fungus that often presents as ring-like areas of hair loss and skin crusts on the body. As the fungus is eliminated by the animal, these areas of hair loss will begin to fill back in with hair. Ringworm found on an animal will be deemed active if it has not started to fill back in with hair.
2. **Warts:** Warts are raised areas of skin caused by a virus. Multiple warts are defined as more than 3 warts on an animal.
3. **Sore Mouth:** This is a skin disease caused by a virus that most often appears as scab-like lesions on the lips and muzzle and in the mouth.
4. **Mange:** Skin disease due to mites which often results in hair loss and skin inflammation.

**Cattle** - No tests are required. In addition to the general requirements: Cattle determined by the attending veterinarians to have active lesions of ringworm, multiple warts, or infestation with mange will not be permitted to be exhibited.

**Swine**- Swine must meet the general requirements.

**Sheep**- In addition to the general requirement:

- \* Sheep must be free of any signs of sore mouth.
- \* Sheep must be free of signs of active fungal (ringworm) infection, including club lamb fungus.
- \* All sheep must be identified with an official USDA premise ID tag, (scrapie tag).

**Goats-** In addition to the general requirement:

\* Goats must be free of any signs of sore mouth, active lesions of ringworm, multiple warts, or infestation of mange.

\*All goats must be identified with a registered tattoo or an official USDA premise ID tag, (scrapie tag).

\* Market Goats – Veterinarians will examine the mouths of meat goats during check-in to confirm that they are under 1 year of age: judges have the right to disqualify goats based on their age even if allowed in during check-in.

**Horses-** Horses shall meet the general requirements. A comprehensive vaccination protocol is recommended. Coggins must be valid at check-in.

**Poultry-** In addition to the general requirements:

All poultry (except waterfowl) are required to show proof of being Pullorum Typhoid clean by one of the following:

- Originate from a certified U.S. Pullorum- Typhoid clean flock
- Test negative at check-in of the county fair when the county has been designated by KDA-DAH for surveillance. Routine surveillance testing will be performed for each county fair a minimum of once every 5 years. Riley County was tested in **2024**.

**All other animals-** The Department Chair is responsible for examining animals as they arrive. Questionable exhibits should be examined by the attending veterinarian.

## **ANIMAL WELL-BEING POLICY STATEMENT**

The Riley County Fair Board and Riley County 4-H program strongly support positive animal care and strongly oppose animal abuse. 4-H is also dedicated to the mission of developing youth and volunteers in learning by doing programs. 4-H livestock projects teach the five life skills that 4-H emphasizes in all programs. These include building a positive self-concept, developing an inquiring mind, learning to make decisions, relating to others, and developing a concern for the community.

It is with this philosophy in mind that all aspects of 4-H animal management practices, environmental control, facilities and equipment, and health care are shown by the 4-H member and family in the care and exhibiting of their animals. All animal exhibitors, including dog and pet exhibitors, are required to acknowledge *The Riley County Animal Exhibitor Code of Practice* on their pre-entry. If this is not turned in, the 4-H member will not be allowed to exhibit.

## **ANIMAL TESTING AND EXAMINATION**

The Riley County Fair Board reserves the right to have blood, urine, and/or tissue laboratory analysis conducted on any animal entered in competition. If any analysis shows the presence of any amount of diuretic, unapproved or illegal medications, or a legal medication not meeting the withdrawal time as of the animal check-in date of the show, the exhibitor of the animal will forfeit all prizes and premiums and will be barred from future competition at the Riley County Fair.

#### 4-H LIVESTOCK SALE POLICY

**Bidding Policy:** All animals going through the ring will be sold on a premium basis (dollars premium). Buyers are NOT purchasing the animal and will **not have the option to purchase for home consumption during or after the premium auction.**

**NEW: Payment Procedure:** Buyers are asked to pay for their purchase at the conclusion of the sale. If Payment is not received the night of the sale, 4-Hers may arrange to pick up their check from the buyer when they present the buyer with their 4-H Ribbon..

**Sale Limits:** Premium limits will apply. The Grand Champion will establish the top premium in each species. The Reserve Champion may not sell higher than the Grand Champion. Blue ribbon animals may not sell higher than the reserve Champion. Red ribbon animals may not sell higher than the average of the blues, and white ribbon animals may not sell higher than the average of the reds.

1. Finding a buyer for the 4-H premium auction is the responsibility of each 4-H member. Premium Auction is for only Market livestock shown in a Market Class.
2. Swine exhibitors are encouraged to attempt to market hogs for home consumption. Hogs will be sold locally and processed at local processing plants, rather than sold to a single buyer and shipped to a larger plant. Therefore, exhibitors are encouraged to market their own animals or keep them for home consumption.
3. Beef, sheep, and goat exhibitors may also market their animals for home consumption or may keep their premium sale animal for personal consumption.
4. Sale committee will assign ring people for the sale. No other person will be allowed in the sale ring.
5. Premium sale animals are eligible to exhibit at future shows (such as the Kansas State Fair and the Kansas Junior Livestock Show).
6. Fair Department Chairs will determine the sale order, according to guidelines established by the fair board.
7. Exhibitors must complete an Animal Destination Form for all animals entering the fairgrounds. This includes premium sale animals; animals being taken home and animals sold for home consumption.
8. No 4-H member may sell more than one item in the 4-H premium sale.
9. Exhibitors must accompany their sale items and must be present at the auction to participate in the Premium Auction. Exhibitors must sell at their assigned time as set forth in the sale program.
10. Sale Minimum Weights: Market steers and market heifers must weigh 1,000 pounds or more to sell in the premium auction. Market hogs must weigh at least 210 pounds. Market lambs must weigh at least 90 pounds, and Market goats must weigh at least 40 pounds. **Premium auction is for animals shown in a market class.**
11. Sale order will rotate each year, with the species selling first in the preceding year's sale to be sold last in the current year's sale. **2026: Rabbit, Swine, Sheep, Beef, Goats, and Poultry.** Champion baked goods will be sold between species in the livestock premium sale each year, for example, between swine and sheep.
12. Sale invoices will be sent from the Extension Office.

**CLUB HERDSMAN**  
**Beef, Dairy, Sheep, Swine,**  
**Goats, Poultry and Rabbit**

4-H Exhibitors are expected to keep their pens, tack stalls, alleyways, and wash rack facilities neat and clean throughout the fair to present the best possible display for the public. The fair board will reward members individually for performing these tasks well.

**ROUND ROBIN SHOWMANSHIP CONTEST**

Department Chair: Lance Sharp

**Judging: Sunday, JULY 26**

**11:00 a.m. Swine contest**

**11:30 a.m. all other species**

Champion and Reserve Showmen or their blue ribbon alternate in Beef, Dairy, Meat Goat, Dairy Goat, Horse, Sheep, and Swine departments are eligible. Each department must have at least three (3) eligible exhibitors to participate in the Round Robin Contest. 4-H members must show their own livestock in these classes. If a 4-H member wins in more than one department, he/she must choose which area to represent. An alternate will be selected by the Department Chair to fill the vacancy. Junior (7-9), Intermediate (10-13) and Senior (14-18) grand and reserve grand champions will be awarded.

**A 4-H member who has qualified in more than one department must choose which species they will show within two hours after the conclusion of the last show in which they exhibit their own animal.**

**LIVESTOCK JUDGING CONTEST**

Department Chairs: Brent Camerlinck & Brenda Jordan

**CONTEST:** Sunday, JULY 26; 3:30 p.m.

**REGISTRATION:** Sunday, JULY 26; 3:15 p.m.

**LOCATION:** Hurlburt Show Arena

1. All 4-H members are eligible to participate.
2. There will be a Senior, Intermediate, Junior and Adult division.  
Senior Division: 14 and over as of January 1 of the current year  
Intermediate Division: 10-13 age as of January 1 of the current year  
Junior Division: 7-9 age as of January 1 of the current year  
Adult Division: Anyone aged out of 4-H
3. Senior and Intermediate division contestants competing for a position on Riley County's State Livestock judging team are expected to give oral reasons.
4. Reasons are optional for other contestants but will count toward total scores.
5. The awards are for Riley County participants only.
6. Livestock Department Chairs will assist in the selection of classes.

## LIVESTOCK DEPARTMENT Special Rules

1. Read General Regulations and health regulations.
2. Market livestock exhibitors (beef, sheep, swine, goat, rabbit and poultry) are required to have completed the Youth for the Quality Care of Animals (YQCA) course either in person or online and have a valid certificate.
3. Market and Breeding livestock (beef, sheep, swine and goat) will be ranked to 5 placings – Grand Champion, Reserve, 3<sup>rd</sup>, 4<sup>th</sup> and 5<sup>th</sup>.
4. Sheep, Swine, Goat and Bucket Calf projects must be owned by 4-H members for 90 days to be eligible for showing. Beef projects must be owned by 4-H members for 140 days to be eligible for showing. Leaders are responsible for confirming project eligibility.
5. Household nominations will be allowed. Youth who legally reside in the same household and share the same legal address may nominate as a household and declare who will show which animal when checking in at the fair.
6. The beef show will be a non-fit show. No fit is defined as using no adhesive, glue, paint, or powder products. Hoof painting is NOT allowed.
7. No adult other than the immediate family or a *Riley County project leader for that species* may assist with the fitting or grooming of any animal after arriving at the fairgrounds. Forfeiture of premiums and exclusion from the sale will result from an infraction of this rule. *Riley County* junior leaders and other *Riley County* 4-H members may be allowed to assist.
8. Each exhibitor may exhibit only one animal per species in showmanship (no cow-calf pairs).
9. Animals shown in showmanship classes must have been entered in an animal evaluation class in their respective department.
10. An animal may receive premium money only once.
11. All beef and dairy animals must be kept in the stall or tie-stall area. Blocking chutes must be kept in the outside tie-stall area (inside the fenced-in area). No animals are to be tied on east Casement asphalt walkway.
12. Cattle being fed in the fitting areas beside the barns must be tied back in the barns by 6:30 p.m. each evening.
13. Cattle may go to the tie-out area at 8:30 p.m. and must be out of tie-out area by 9:30 a.m.
14. Barns will be unlocked from 6:30 a.m. to 11:00 p.m. each day.
15. Straw will not be permitted as bedding in the barns. Wood shavings will be provided in limited quantity.
16. All livestock must be housed in Riley or adjacent counties during the project year and cared for by the 4-H member.
17. The use of certain products for grooming and showing animals may not, in normal use be illegal, but public perception of the use of those products on animals may be offensive. Avoid using products that the public may question.
18. No icing down of lambs, hogs, or cattle is permitted. Any means other than non-cooled tap water is prohibited.
19. All animals entered may be used in the livestock judging contest.
20. **NEW: If a veterinarian is called for a sick animal, notify the Superintendent of the situation.**
21. **NEW: No Parents will be allowed in the holding pen during the livestock show.**
22. Non-sale livestock early release **Monday, July 28; 7:00–11:00 a.m.** All non-sale livestock may be removed at this time or after the livestock sale.
23. No intact males or cryptorchids will be allowed to show in the market animal classes.
24. A mandatory livestock exhibitors' meeting will be held **at 1:00 p.m. on Thursday, JULY 23rd, in Hurlburt Hall.** Show rules will be reviewed and questions answered at this time. Exhibitor packets will also be handed out at that time.

## DEPARTMENT - BEEF

Department Co-Chairs:  
Brent Camerlinck and Kobie Camerlinck  
Assistant Chair: Kaden Camerlinck

**PRE-REGISTRATION: Due** July 1

**ENTRY: Thursday, JULY 23; 7:00–11:00 a.m.**

**JUDGING: Saturday, JULY 25; 9:00 a.m.**

**SHOW ORDER:** Heifers, Showmanship, Market Beef

**RELEASE TIME: Monday, JULY 27; 7:00 a.m. – 11:00 a.m. or after the livestock sale**

### SECTION A—BEEF FEMALES

1. Read the livestock department special rules, general regulations, and health regulations.
2. Members may show up to three animals.
3. Breeding classes will be divided according to age and breed.
4. Registration papers are required to show in breed classes. All registered heifers (and cows) must have original registration papers in the sole name(s) of the exhibitor prior to June 15 of the current year. Registration papers are to be presented when registering for the fair through Fair Entry system.
5. All unregistered females must be identified with an official 4-H ear tag before May 1.
6. The judge can request the birth date of the animal during the show.
7. Champion and reserve champion will be awarded for each breed.
8. **A Supreme Female Champion, Supreme Female Reserve Champion, 3<sup>rd</sup>, 4<sup>th</sup>, and 5<sup>th</sup> overall heifer will be selected. (Cow/calf pairs can compete)**
9. A Champion and Reserve Champion registered bred and owned heifer will be selected. (Commercial animals are not eligible) Bred and owned is defined as the exhibitor being the breeder, first and continuous owner of the animal. Registration papers will be checked.

Class 101	Angus
Class 102	Charolais
Class 103	Charolais Percentage
Class 104	Chianina
Class 105	Gelbvieh
Class 106	Hereford
Class 107	Limousin
Class 108	Lim-Flex
Class 109	Maine-Anjou
Class 110	Mainetainer
Class 111	Red Angus
Class 112	Shorthorn
Class 113	Shorthorn Plus
Class 114	Simmental
Class 115	Simmental Percentage
Class 116	Wagyu
Class 117	All Other Breeds
Class 118	Commercial
Class 119	Bred and owned
	<b>Age of Females</b>
A.	Fall Heifers born September 1-December 31 of the current year
B.	Summer Yearling Heifers born May 1 to August 31 of the current year
C.	Junior Yearling Heifers born January 1 to April 30 of the current year
D.	Senior Yearling Heifers born September 1 to December 31 of previous year
E.	Cow/Calf

## SECTION B—MARKET BEEF

1. Read the livestock department special rules, general regulations, and health regulations.
2. All animals must be identified with an official 4-H ear tag before March 1.
3. Members may show up to three animals, which can be a combination of market beef steers and market heifers.
4. Animals must have been born after January 1<sup>st</sup> of prior year.
5. Animals will be shown by their weight. All animals will be weighed at the Fairgrounds.
6. The weight divisions in each class will be determined by the Department Chair.
7. The top two blue ribbon animals in each class will compete for champion and reserve champion.
8. Animals weighing less than 1,000 pounds will be shown in a lightweight class and will not be eligible to compete for champion and reserve champion.
9. Grand Champion, Reserve, 3<sup>rd</sup>, 4<sup>th</sup>, and 5<sup>th</sup> will be selected for market beef. (Judges may select from 3<sup>rd</sup>, 4<sup>th</sup>, and 5<sup>th</sup> in a single class, not just from the top two in each class.)

Class 120	Market Steers
Class 121	Market Heifers

## SECTION C—SHOWMANSHIP

1. 4-H member must show their own animal.
2. Champions and reserve champions or blue-ribbon alternates will compete in Round Robin Showmanship.
3. Classes will be divided by age to accommodate show ring size.
4. Junior, Intermediate, and senior champions and reserve champions will be awarded.

Class 123	Junior 7-9
Class 124	Intermediate 10-13
Class 125	Senior 14 and over

## SECTION D--BUCKET CALF

**PRE-REGISTRATION: Due July 1**

**ENTRY: Thursday, JULY 23; 7:00–11:00 a.m**

**JUDGING: Sat., JULY 25; 11:00 am following Beef Show**

**RELEASE TIME: Monday, JULY 27; 7:00–11:00 a.m. or after the livestock sale**

1. Read the livestock department special rules, general regulations, and health regulations.
2. Members may exhibit only one animal.
3. Calf was born between January 1 and May 1 of the current year.
4. Calf may be male or female; dairy, beef or cross; fed on bucket or bottle.
5. Tag calf with official 4-H ear tag before May 15.
6. 4-H'ers must be enrolled in *Beef, Bucket Calf* and may be no older than 12 years of age on January 1 of the current year.
7. All contestants will participate in interview judging and bucket calf parade. Bucket calf exhibitors may not participate in beef showmanship.
8. Quality of calf will not be considered in judging and no special clipping or grooming required.

Class 201	4-H'ers age 7 to 9
Class 202	4-H'ers 10 to 12
Class 203	Showmanship

## DEPARTMENT —DAIRY

Department Co-Chairs: Allen & Lila Featherstone  
Jr. Assistant: Colton Sharp

**PRE-REGISTRATION: Due July 1**

**ENTRY: Thursday, JULY 23; 7:00–11:00 a.m.**

**JUDGING: Saturday, JULY 25; 8:00 a.m.**

**RELEASE TIME: Monday, JULY 27; 7:00–11:00 a.m. or after the livestock sale**

1. Read the livestock department special rules, general regulations, and health requirements.
2. Entries may be either purebred or grade animals.
3. First and second place blue ribbon animals in each class will be eligible to show for champion and reserve champion dairy animals in the breed class.
4. May exhibit up to three heifers and three cows not to exceed a total of six dairy females. Recognized breeds are Holstein, Jersey, Brown Swiss, and other breeds. On the pre-registration form please state the breed of animal.
5. You must own or lease any animals you exhibit. You must provide registration or transfer papers dated before **June 15** of the current year in the Fair Entry system by **July 1<sup>st</sup>**. Animals may be co-owned by 4-H or FFA members from the same family but **cannot** be registered under a farm name or include adults' names. Any animal registered or transferred to a member **after June 15** is not eligible to show. If an animal is grade or leased, you must provide a completed **4-H Grade Dairy Cattle or Leasing Identification Form (MG54)** by fair entry on **July 1<sup>st</sup>**. Leased animals that are registered do not need to be registered in the exhibitor's name. Junior Association members may show animals owned in partnership with another junior member.
6. The department chair will divide classes as necessary.
7. Champion and reserve champion will be awarded for each breed listed and other.
8. A Supreme Champion and Reserve Supreme Champion Female over all breeds will be awarded.
9. A Champion and Reserve Champion registered bred and owned dairy female will be selected. (Commercial animals are not eligible) Bred and owned is defined as the exhibitor being the breeder, first and continuous owner of the animal. Registration papers will be checked.

### SECTION A—DAIRY FEMALES

#### FEMALES

Class 301	Holstein
Class 302	Jersey
Class 303	Brown Swiss
Class 304	Guernsey
Class 305	All Other Breeds
Class 306	Commercial

### SECTION B—SHOWMANSHIP

1. 4-H'ers must show their own animals.
2. The champion and reserve or blue-ribbon alternate will compete in Round Robin Showmanship.
3. Classes will be divided by age to accommodate show ring size.
4. Junior, Intermediate and Senior champions and reserve champions will be awarded.

Class 307	Junior 7-9
Class 308	Intermediate 10-13
Class 309	Senior 14 and over

## DEPARTMENT —SWINE

Department Chair: Rick Stillwagon  
Assist: Tristan Stillwagon, Taylor Kaump, Bruce Kaump,  
Jr. Assistant

**PRE-REGISTRATION: Due July 1**

**ENTRY: Thursday, JULY 23; 7:00-11:00 a.m.**

**JUDGING: Friday, JULY 24; 7:00 p.m.**

**SHOW ORDER: Breeding Gilts, Showmanship, Market Hogs**

**RELEASE: Monday, JULY 27; 7:00-11:00 a.m. or after the livestock sale.**

1. Read the livestock department special rules, general regulations, and health regulations.
2. All swine exhibitors must be Youth for the Quality Care of Animals (YQCA).
3. All swine must be identified with an official 4-H ear tag and a completed official nomination form to the Extension office by May 1.
4. Swine exhibitors may exhibit up to three breeding gilts and three market hogs.
5. Registration papers are required to show in breed classes. All registered animals must have original registration papers in the sole name(s) of the exhibitor prior to June 15 of the current year. Registration papers are to be presented when registering for the fair through Fair Entry system.
6. All registered animals must meet registration eligibility requirements as established by their respective breed governing body (National Swine Registry, Certified Pedigreed Pork, American Berkshire Association). Any animals that do not meet registration eligibility requirements or purebred animals without registration papers shall be shown in the Crossbred class.
7. Breeding gilt must have been farrowed on or after January 1 of the current year.
8. Breeding gilts will be shown by breed in the following classes: Berkshire, Chester White, Duroc, Hampshire, Hereford, Landrace, Poland, Yorkshire, Spot, AOB, Crossbred and Pure Lightweight. Crossbred gilts classes will be divided by weight, with classes determined by the department chairs. A champion and Reserve Champion will be awarded for each breed. **A Supreme Champion, Supreme Reserve Champion, 3<sup>rd</sup>, 4<sup>th</sup>, and 5<sup>th</sup> Overall Breeding Gilt, will be selected.**
9. A Champion and Reserve Champion registered bred and owned breeding gilt will be selected (commercial gilts are not eligible). The top placing bred and owned animals in their respective classes will be eligible to show for champion bred and owned. The second place bred and owned animal from the same class as the selected champion will be considered for reserve champion bred and owned. Bred and Owned is defined as the exhibitor being the breeder, first and continuous owner of the animal. Original registration papers are to be presented at check-in.
10. Market swine weighing less than 210 pounds will be shown in a lightweight class and will not be eligible to compete for Champion and Reserve Champion.
11. Market Swine will be shown by weight in the following breed classes: Berkshire, Chester White, Duroc, Hampshire, Hereford, Landrace, Poland, Yorkshire, Spot, AOB, Crossbred, Purebred Lightweight. At least three market swine of the same breed will be needed to have a breed market class. Any breed with less than three entries will be shown in the AOB class. Classes will be determined by department chairs.
12. Grand Champion, Reserve Grand Champion, 3<sup>rd</sup>, 4<sup>th</sup> and 5<sup>th</sup> will be selected in the market class.
13. Oil-based products and powders (products that may affect carcass quality) are prohibited. Non-oil-based products approved for swine may be used.

## SECTION A—BREEDING GILTS

Class 401	Berkshire
Class 402	Chester White
Class 403	Duroc
Class 404	Hampshire
Class 405	Hereford
Class 406	Landrace
Class 407	Poland
Class 408	Spot
Class 409	Yorkshire
Class 410	All Other Breeds
Class 411	Cross
Class 412	Pure Lightweight

## SECTION B—MARKET HOG

Class 420	Berkshire
Class 421	Chester White
Class 422	Duroc
Class 423	Hampshire
Class 424	Hereford
Class 425	Landrace
Class 426	Poland
Class 427	Spot
Class 428	Yorkshire
Class 429	All Other Breeds
Class 430	Cross
Class 431	Purebred Lightweight

## SECTION C—SHOWMANSHIP

1. 4-H member must show their own animal.
2. Champions and reserve or blue-ribbon alternate will compete in Round Robin Showmanship.
3. Classes will be divided by age to accommodate show ring size.
4. Junior, Intermediate and Senior champions and reserve champions will be awarded.

Class 452	Junior 7-9
Class 453	Intermediate 10-13
Class 454	Senior 14 and over

## DEPARTMENT —SHEEP

Department Chair: Ty & Jeff Ruckert  
Assistants: Bob Mertz, Josh Wendland, Jacob  
Wendland, Angie Bond, Kelly Wendland  
Jr. Assistant: Kora Wendland & Sarah Wendland

**PRE-REGISTRATION:** Due July 1

**ENTRY:** Thursday, JULY 23; 7:00–11:00 a.m.

**JUDGING:** Thursday, JULY 23; 7:00 p.m.

**RELEASE TIME:** Monday, JULY 27; 7:00–11:00 a.m. or after the livestock sale

**SHOW ORDER:** Breeding Ewes, Showmanship, Market Lambs

1. Read the livestock department special rules, general regulations, and health regulations.
2. All market lambs and unregistered ewes must be identified with an official 4-H ear tag at the spring weigh-in on May 4<sup>th</sup>.
3. Exhibitors may show up to three market lambs and three breeding ewes.
4. Market lambs must be slick shorn above the knee and hock joints, including the head, before arrival on the grounds. Wool length should not exceed 0.2 inches.
5. Market lambs will be shown by weight, with classes determined by department chairs.
6. Market lambs weighing less than 90 pounds will be shown in a lightweight class and will not be eligible to compete for champion and reserve champion.
7. Grand Champion, Reserve, 3<sup>rd</sup>, 4<sup>th</sup> and 5<sup>th</sup> will be selected in the market class.
8. Ewe lambs must have been born on or after September 1, 2025. Yearling ewes must have been born on or between September 1, 2024, and August 31, 2025.
9. Ewe lambs will be shown by breed in the following classes: Dorset, Hampshire, Montadale, Shropshire, Suffolk, Southdown, AOB, and crossbred. Crossbred ewe lambs will be divided by weight, with classes determined by the department chair.
10. Registration papers are required to show in breed classes. All registered breeding ewes must have original registration papers in the sole name (2) of the exhibitor prior to June 15 of the current year. Registration papers are to be presented when registering for the fair through Fair Entry system.
11. Champion and reserve champion will be awarded for each breed in the breeding section. A supreme champion, supreme reserve champion, 3<sup>rd</sup>, 4<sup>th</sup>, and 5<sup>th</sup> overall will be selected.
12. A Champion and Reserve Champion registered bred and owned breeding ewe will be selected (Crossbred ewes are not eligible.) Bred and owned is defined as the exhibitor being the breeder, first and continuous owner of the animal. Original registration papers are to be presented at check-in.
13. No artificial coloring of animals is allowed.
14. No icing down of lambs is permitted before and/or during the show. Any means other than non-cooled tap water is prohibited.
15. **NEW:** Administration of liquids by means of a drench gun or hose is prohibited from time of entry to completion of the sheep show on Thursday night. Thereafter, treatments must be prescribed by an on-site veterinarian.
16. **NEW:** During the judge's inspection or handling, all four feet of the lamb or goat are to be in contact with the ground.

## SECTION A—BREEDING EWE

- Ewe Lamb born 9/01/2024 to 2025 and
- Yearling Ewe Lamb 9/01/2023 to 8/31/2024

Class 501	Dorset Ewe Lamb
Class 502	Dorset Yearling Lamb
Class 503	Hampshire Ewe Lamb
Class 504	Hampshire Yearling Lamb
Class 505	Shropshire Ewe Lamb
Class 506	Shropshire Yearling Lamb
Class 507	Suffolk Ewe Lamb
Class 508	Suffolk Yearling Lamb
Class 509	Southdown Ewe Lamb
Class 510	Southdown Yearling Lamb
Class 511	All Other Breeds Ewe Lamb
Class 512	All Other Breeds Yearling Ewe
Class 513	Cross Ewe Lamb
Class 514	Cross Yearling Ewe
Class 515	Bred & Owned

## SECTION B—MARKET LAMB

Class 516	Market Lambs
-----------	--------------

## SECTION C—SHOWMANSHIP

1. Must show own animal.
2. Champion and Reserve or blue-ribbon alternate will compete in Round Robin Showmanship.
3. Classes will be divided by age to accommodate show ring size.
4. Junior, Intermediate and Senior champions and reserve champions will be awarded.

Class 518	Junior 7-9
Class 519	Intermediate 10-13
Class 520	Senior 14 and over

## DEPARTMENT —HORSE

Department Co -Chairs:  
Jenny Bormann and Lance Sharp  
Jr. Assistant: Colton Sharp

**PRE-REGISTRATION:** Due July 1

**ENTRY:** Saturday, JULY 18; 7:30–8:00 a.m.

**JUDGING:** Saturday, JULY 18; 8:30 a.m.,

Bilbrey Family Event Center, 1627 Animal Science Rd Gtwy, MHK

1. Read general regulations and health regulations.
2. Horse ID form must be accepted by Ag Agent by June 1.
3. Stallions may not be shown.
4. Horses are shown at the owner's risk.
5. The horse project may be joint ownership, borrowed or rented, as long as the 4-H'er has control of it 75% of the time during the course of project year.
6. The age of the animal is determined as of January 1 in the year in which it is foaled.
7. The project will be shown in the class of the sire.
8. The horse Department Chair has the right to dismiss or send home any animal that is unruly or hard to handle.
9. The following percentage points will be judged in the Halter Classes:

Conformation .....	90
percent	
Grooming, training and manners .....	10
percent Total.....	
100 percent	
10. Horses will not be housed at the fair. They will be entered on show day and released.
11. The top two blues in each class, except halter, will be the Champion and reserve champion. Horses that are not of blue quality will not be considered champions.
12. Horseless Horse Project members that exhibit in either Class 638,639,640 are responsible for securing the horse they will be using in that class. There will not be a champion or reserve champion ribbon awarded in any of the horseless horse classes. Members may exhibit posters or notebooks in the miscellaneous division at the fair.
13. An Overall Champion and Reserve Champion Halter Horse Gelding and Mare will be awarded from classes 601-634.
14. Overall Horsemanship awards will be given in the Junior, Intermediate and Senior Divisions. Each participant/horse combo will earn points based on the ribbon they received in each class that they participated in. All classes will count towards the all-around totals EXCEPT the halter classes (confirmation of the horse). This means showmanship and all riding classes will count, with showmanship being the tie breaker. Overall Performance winners will be selected from the horse/rider combo with most points out of all riding classes EXCEPT the four speed event classes. Horsemanship will be used as a tie breaker. Overall Speed winners will be selected from the horse/rider combo with the most points out of all four speed event classes. Barrels will be used as a tie breaker. The following are how the points are tabulated:
  - i. Ribbon color and points: Blue-4, Red-3, White-2 and extra points are given for Champion-2 and Reserve Champion-1 ribbons.
  - ii. Each class will count, no matter how many participants there are in the class.
  - iii. There will be no weighing the points for any reason.
  - iv. If the rider is disqualified from the class, they will receive 0 points.
15. -H horse project members are not limited in the total number of horses they may exhibit. Exhibitors may show more than one horse in the following classes: Halter, Trail, Reining, Ranch Horse Pattern, Ranch Horse trail, Barrell Racing, Flag Race, Pole Bending and Keyhole. If a 4-H member has multiple horses in a halter class, the horse must be exhibited by another currently enrolled Riley Co 4-Her.

## SECTION A—HALTER CLASSES

### FILLIES AND MARES

Class 601	Paint Weanling Filly
Class 602	Registered Quarter Weanling Filly
Class 603	Other Breeds/Unregistered Weanling Filly
Class 604	Ponies Weanling Filly
Class 605	Paint Yearling Filly
Class 606	Registered Quarter Yearling Filly
Class 607	Other Breeds/Unregistered Weanling Filly
Class 608	Ponies Yearling Filly
Class 609	Paint Two Year Mares
Class 610	Registered Quarter Two Year Mares
Class 611	Other Breeds/Unregistered Two Year Mares
Class 612	Ponies Two Year Mares
Class 613	Paint Aged Mares
Class 614	Registered Quarter Aged Mares
Class 615	Other Breeds/Unregistered Aged Mares
Class 616	Ponies Aged Mares

### COLTS AND GELDINGS

Class 619	Paint Weanling Colt
Class 620	Registered Quarter Weanling Colt
Class 621	Other Breeds/Unregistered Weanling Colt
Class 622	Ponies Weanling Colt
Class 623	Paint Yearling Colt
Class 624	Registered Quarter Yearling Colt
Class 625	Other Breeds/Unregistered Yearling Colt
Class 626	Ponies Yearling Colt
Class 627	Paint Two Year Gelding
Class 628	Registered Quarter Two Year Gelding
Class 629	Other Breeds/Unregistered Two Year Gelding
Class 630	Ponies Two Year Gelding
Class 631	Paint Aged Gelding
Class 632	Registered Quarter Aged Gelding
Class 633	Other Breeds/Unregistered Aged Gelding
Class 634	Ponies Aged Gelding

## SECTION B—SHOWMANSHIP

1. Champion and Reserve or blue ribbon alternate in classes 635, 636, and 637 will compete in Round Robin Showmanship.
2. The champion and reserve champion will be awarded for classes 635, 636, and 637.

Class 635	Senior Showmanship (Age 14 and over)
Class 636	Intermediate Showmanship (Age 10-13)
Class 637	Junior Showmanship (Age 7-9)
Class 638	Horseless Horse Senior Showmanship (Age 14 and over)
Class 639	Horseless Horse Intermediate Showmanship (Age 10-13)
Class 640	Horseless Horse Junior Showmanship (Age 7-9)

## SECTION C—RIDING CLASSES

1. All riding events shall be conducted according to the rules in the "Kansas 4-H Horse Show Rule Book." This booklet may be obtained at the Riley County Extension Office.
2. Juniors will be riders aged 7-9, Intermediate riders age 10-13, and Seniors will be riders 14 years and over.
3. Horses entered in Walk Trot Green Horse class are not eligible to enter any other riding class. Mechanical hackamores and tie-downs are not allowed.
4. Participants in the Walk/Trot classes cannot participate in the following classes: Western Pleasure, Western Horsemanship, Reining, Hunter Hack or Equitation. However, they may enter the speed events.
5. Therapeutic Horsemanship classes are for handicapped or special needs riders.
6. Champion and reserve champion will be awarded for each class.

### WALK-TROT

Class 641	Walk-Trot; Green Horse
Class 642	Walk-Trot; Green Rider, Senior
Class 643	Walk Trot; Green Rider, Intermediate
Class 644	Walk Trot Green Rider, Junior
Class 645	Senior Therapeutic Horsemanship
Class 646	Intermediate Therapeutic Horsemanship
Class 647	Junior Therapeutic Horsemanship

### ENGLISH

Class 648	Senior English Pleasure
Class 649	Intermediate English Pleasure
Class 650	Junior English Pleasure
Class 651	Senior English Equitation
Class 652	Intermediate English Equitation
Class 653	Junior English Equitation
Class 654	Senior Hunter Hack Over Fences
Class 655	Intermediate Hunter Hack Over Fences
Class 656	Junior Hunter Hack Over Fences

### WESTERN PLEASURE

Class 657	Senior Western Pleasure 55 Under
Class 658	Intermediate Western Pleasure 55 Under
Class 659	Junior Western Pleasure 55 Under
Class 660	Senior Western Pleasure 56 Over
Class 661	Intermediate Western Pleasure 56 Over
Class 662	Junior Western Pleasure 56 Over

### HORSEMANSHIP

Class 663	Senior Horsemanship
Class 664	Intermediate Horsemanship
Class 665	Junior Horsemanship

### REINING

Class 666	Senior Reining
Class 667	Intermediate Reining
Class 668	Junior Reining

## RANCH PATTERN

Class 669	Senior Ranch Pattern Horse
Class 670	Intermediate Ranch Pattern Horse
Class 671	Junior Ranch Pattern Horse

## RANCH RAIL

Class 672	Senior Ranch Rail Horse
Class 673	Intermediate Ranch Rail Horse
Class 674	Junior Ranch Rail Horse

## RANCH TRAIL

Class 675	Senior Ranch Trail Horse
Class 676	Intermediate Ranch Trail Horse
Class 677	Junior Ranch Trail Horse

## TRAIL

Class 678	Senior Trail
Class 679	Intermediate Trail
Class 680	Junior Trail

## TIMED EVENTS

Class 681	Senior Barrel Racing
Class 682	Intermediate Barrel Racing
Class 683	Junior Barrel Racing
Class 684	Senior Flag Race
Class 685	Intermediate Flag Race
Class 686	Junior Flag Race
Class 687	Senior Pole Bending
Class 688	Intermediate Pole Bending
Class 689	Junior Pole Bending
Class 690	Senior Keyhole
Class 691	Intermediate Keyhole
Class 692	Junior Keyhole

## DEPARTMENT —DAIRY GOAT

Department Chair: Kachina Gerber

Assistant Chair: Brenda Jordan

**PRE-REGISTRATION:** Due July 1

**ENTRY:** Thursday, JULY 23; 7:00-11:00 a.m.

**JUDGING:** Friday, JULY 24; 8:00 a.m.

**RELEASE TIME:** Monday, JULY 27; 7:00-11:00 a.m. or after the livestock sale

1. Read about the livestock department special rules, general rules, and health regulations.
2. **In determining the age class in which the animal is to be shown, the cutoff date will be JULY 24.**
3. In all classes the exhibitor is the owner of the animal.
4. Exhibitors are requested to be neatly and appropriately dressed (preferably in white for dairy classes) when showing animals in the ring.
5. Members may exhibit two goats per class in breeding classes, not to exceed a total of six meat breeding females and six dairy breeding females. Members may also exhibit 2 market goats.
6. Entries may be purebred or grade animals. All registered breeding females must

have original registration papers in the name of the exhibitor or family farm name (as per state fair dairy goat show guidelines) prior to June 15 of the current year. Original registration papers are to be presented at check-in.

7. Dehorning is preferred. If not dehorned, the horns must be tipped prior to arrival on the grounds.
8. A Best Doe of Show will be awarded.
9. A Champion and Reserve Champion registered bred and owned dairy goat doe will be selected. (Commercial animals are not eligible) Bred and owned is defined as the exhibitor being the breeder, first and continuous owner of the animal. Original registration papers are to be presented at check-in.

### SECTION A—DAIRY GOAT FEMALES

Class 701	Alpine
Class 702	Lamancha
Class 703	Nubian
Class 704	Oberhasli
Class 705	Saanen
Class 706	Toggenburg
Class 707	Other Breeds
Class 708	Recorded Grade
Class 709	Unregistered Grade
Class 710	Pygmy Doe
Class 711	Bred & Owned

### SECTION B—SHOWMANSHIP

1. The 4-H member must show their own animal.
2. Champion and reserve or blue ribbon alternate in dairy goat showmanship will compete in Round Robin Showmanship.
3. Classes will be divided by age to accommodate show ring size.
4. Junior, Intermediate and Senior champions and reserve champions will be awarded.

Class 712	Junior (Age 7-9)
Class 713	Intermediate (Age 10-13)
Class 714	Senior (Age 14 & over)

## DEPARTMENT —MEAT GOAT

Co-Department Chairs:  
Brenda Jordan and Brittni Winter

**PRE-REGISTRATION:** Due July 1

**ENTRY:** Thursday, JULY 23; 7:00-11:00 a.m.

**JUDGING:** Friday, JULY 24; 4:00 p.m.

**RELEASE TIME:** Monday, JULY 27; 7:00-11:00 a.m. or after the livestock sale

1. Read livestock department special rules, general rules and health regulations.
2. In determining the age class in which the animal is to be shown, the cutoff date will be JULY 24.
3. In all classes the exhibitor is the owner of the animal.
4. Exhibitors are requested to be neatly and appropriately dressed when showing animals in the ring.
5. Members may exhibit two goats per class in breeding classes, not to exceed a total of six meat breeding females and six dairy breeding females. Members may also exhibit 2 market goats.
6. Entries may be purebred or grade animals. All registered breeding females must have original registration papers in the name of the exhibitor or family farm name

(as per state fair open meat goat show guidelines) prior to June 15 of the current year. Original registration papers are to be presented at check-in.

7. Unregistered does 0-12 months of age will be divided by weight, with classes determined by the department chairs.
8. Dehorning is preferred. If not dehorned, the horns must be tipped prior to arrival on the grounds.
9. Market goats will be shown by weight classes. Animals must be under 1 year of age. Wethers and does may show in market classes.
10. Animals shown in the market dairy goat class must have been sired by a dairy breed.
11. Market goats weighing less than 40 pounds will be shown in a lightweight class and will not be eligible to compete for champion and reserve champion.
12. Market goats(market and unregistered breeding females) must be identified by an official 4-H ear tag at spring weigh-in on May 4<sup>th</sup>.
13. Market goats; must be slick shorn above the knees and hocks.
14. Use of halters, collars or chains is allowed in the show ring.
15. Goats must be shown with all four feet on the ground. Goats may be braced, but all four feet are required to be on the ground during the judge's inspection or handling.
16. Meat Goat Females – champion and reserve champion will be awarded for percentage, purebred/full blood, and unregistered doe. A Supreme Champion and Reserve Supreme Champion, 3<sup>rd</sup>, 4<sup>th</sup> and 5<sup>th</sup> overall Breeding Meat Doe will be selected.
17. Market Goats – Grand Champion, Reserve, 3<sup>rd</sup>, 4<sup>th</sup> and 5<sup>th</sup> will be selected in the market class.
18. A Champion and Reserve Champion registered bred and owned breeding meat goat will be selected. (Commercial animals are not eligible) Bred and owned is defined as the exhibitor being the breeder, first and continuous owner of the animal. Original registration papers are to be presented at check-in.

### **SECTION B—MEAT GOAT FEMALE**

Class 720	Percentage Doe
Class 721	Purebred-Fullblood Doe
Class 722	Unregistered Grade Doe
Class 723	Bred & Owned

### **SECTION C—MARKET GOAT**

Class 724	Market Dairy Goat
Class 725	Market Meat Goat

### **SECTION D—SHOWMANSHIP**

1. 4-H member must show their own animal.
2. Champions and reserve or blue ribbon alternate in meat goat showmanship will compete in Round Robin Showmanship.
3. Classes will be divided by age to accommodate show ring size.
4. Junior, Intermediate and Senior champions and reserve champions will be awarded.

Class 726	Junior 7-9
Class 727	Intermediate 10-13
Class 728	Senior 14 and over

## DEPARTMENT —POULTRY

Department Chair: Kristie Anderson

Assistant:

Jr Assistants: Kaden & Parker Anderson,  
Anna Larson & Akinya Williams

**PRE-REGISTRATION: Due** July 1

**ENTRY: Thursday, JULY 23; 7:00 a.m.–11:00 a.m.**

**JUDGING: Friday, JULY 24; 1:00 p.m.**

**RELEASE TIME: Monday, JULY 27; 7:00 – 11:00 a.m.** or after the livestock sale

1. Read general regulations and health regulations.
2. All exhibition classes, including large fowl and bantam, will be judged based on exhibition and production qualities.
3. Market poultry will be judged on meat quality and uniformity, not plumage.
4. Production classes will be judged on laying quality. Dual-Purpose classes will be judged on laying and meat quality.
5. A member enrolled in the poultry project may enter up to two entries per breed, per sex, per class. Exhibitors may enter up to eight entries in each section, plus 2 market pens.
6. Exhibitors must provide their own feed, feed containers, water containers and must care for their animals daily or arrange for someone to do so.
7. Single entries are not eligible to show in pen of three classes. Birds must be in assigned pen by show time.
8. Poultry that will be competing at the State Fair will be banned at the county fair. Please notify the department chair by 6:00 p.m. on Sunday of your needs.
9. Pullorum testing will be done every 5 years. Notify the department chair if you need documentation.
10. Definition of Young/Old bird = Young is less than 12 months old, Old is more than 12 months old.
11. Champion and reserve champion will be awarded in Bantam, Large Fowl, Production and Dual Purpose. Grand and reserve grand champion will be awarded in the Market class. Champion and reserve will be awarded in each class of Section B: Turkeys, Ducks, Geese, Guinea, and Other.
12. Best In Show-Poultry/Waterfowl and Reserve Best In Show-Poultry/Waterfowl will be awarded.
13. Showmanship classes will be judged according to members' age level. There will be a champion and reserve champion awarded for each group.

### SECTION A- CHICKEN

#### BANTAM

Class 801	Standard Breeds, 1 young bird of either sex
Class 802	Standard Breeds, 1 old bird of either sex

#### LARGE FOWL

Class 803	Standard Breeds, 1 young bird of either sex
Class 804	Standard Breeds, 1 old bird of either sex

#### PRODUCTION

Class 805	Production Hens – Pen of 3
Class 806	Production Pullets – Pen of 3

#### DUAL PURPOSE

Class 807	Dual Purpose Hens – Pen of 3
Class 808	Dual Purpose Pullets – Pen of 3

#### MARKET

Class 809	Meat Type Chickens – pens, 3 birds of one breed
-----------	---

## SECTION B—EXHIBITION OTHER

Class 810	Turkeys, all breeds
Class 811	Duck, all breeds
Class 812	Geese, all breeds
Class 813	Guinea, all breeds
Class 814	Other
Class 815	Backyard Poultry

NEW: Backyard Poultry Class: This class is for non-standard bred birds and hybrids. This class will NOT be eligible for the state fair. Ribbons awarded will be: Blue, Red, White. Birds will be judged on structural soundness, hybrid vigor, balance, and plumage.

## SECTION C – SHOWMANSHIP

Class 816	Junior Showmanship (Age 7-9)
Class 817	Intermediate Showmanship (Age 10-13)
Class 818	Senior Showmanship (Age 14 and over)

## DEPARTMENT —RABBIT

Department Co-Chairs: Sarah Larson & Sarah Holle

Jr. Assistants: Alena and Amaree Wiebers

**PRE-REGISTRATION: Due** July 1

**ENTRY:** Thursday, JULY 23; 7:00 a.m.–11:00 a.m.

**JUDGING: Saturday,** JULY 25; 8:00 a.m.

**RELEASE TIME:** Monday, JULY 27; 7:00–11:00 a.m. or after the livestock sale for market animals.

1. Read general regulations and health requirements.
2. Senior breeding rabbits must have been owned at least 3 months prior to show to be eligible for judging classes.
3. Exhibitors are required to show his/her own animals. If there is a conflict with another 4-H show, exhibitor must notify Department Chair and find another 4-Her to assist with showing animals.
4. Each breeding rabbit is to be permanently tattooed by July 1. Market pens must be tattooed at least 2 days before the fair.
5. Exhibitors must provide their own water container, feed, feed container and must care for their animals daily or arrange for someone to do so.
6. Members enrolled in the rabbit project may enter two market pens (Section B). Market pens will be judged according to current, published, American Rabbit Breeders Assoc. (A.R.B.A.) standards.
7. Members in the rabbit project may enter no more than eighteen entries in Section A.
8. Not more than two entries can be made in any one class, per variety, per breed.
9. Rabbit project members may enter no more than 1 entry per class in Section D.
10. Showmanship classes will be judged according to members' age level. All exhibitors are encouraged to enter. There will be a champion and reserve champion awarded for each age group. Rabbits used in showmanship must also be entered in a breeding class.
11. All rabbits will be divided into classes by age and breed, and judged according to their breed standard as listed in the ARBA (Standard of Perfection). Only breeds approved by ARBA may be shown, no mixed breed rabbits will be allowed. There will be a Best of Breed (BOB) and Best Opposite Sex (BOS) in each breed chosen

from blue ribbon animals. Each BOB and BOS of breed will receive a champion or reserved rosette.

12. Grand and reserve grand champion will be awarded in the market pen class.
13. Best In Show, Reserve in Show will be awarded in the breeding classes.
14. A Best of Fur Champion, Reserve Best of Fur will be awarded in the fur classes.

### SECTION A-BREEDING

**Juniors** (under 6 months).

**Intermediate** (6-8 months) classes only available in the following breeds: American, Giant Angora, Argente Brun, Beveren, Blanc de Hotot, Californian, Champagne D'Argent, Checkered Giant, American Chinchilla, Giant Chinchilla, Cinnamon, Crème D'Argent, Flemish Giant, English Lob, French Lop, New Zealand, Palomino, Satin and Silver Fox.

**Senior** 6 months of age or over for breeds other than those listed as having Intermediate classes, 8 months of age or over for breeds having Intermediate classes.

Class 901	Junior Buck under 6 months
Class 902	Junior Doe under 6 months
Class 903	Intermediate Buck – only breeds listed above with intermediate classes 6-8 months
Class 904	Intermediate Doe - only breeds listed above with intermediate classes 6-8 months
Class 905	Senior Buck- eight months of age and over for breeds with intermediate classes; six months and over for all other breeds
Class 906	Senior Doe – eight months of age and over for breeds with Intermediate classes; six months and over for all other breeds.

### SECTION B—MARKET

Class 912	Meat pen. Three (3) rabbits, all one recognized breed and variety (broken varieties must be same color). Minimum weight 3 ½ pounds each. Maximum weight 5 ½ pounds each, and not over 70 days of age. Will be judged on their meat qualities, condition, uniformity and fur.
-----------	--

### SECTION C—FUR

Class 916	Normal White Fur
Class 917	Normal Colored Fur
Class 918	White Satin Fur
Class 919	Colored Satin Fur
Class 920	White Rex Fur
Class 921	Colored Rex Fur
Class 922	White Wool
Class 923	Colored Wood

### SECTION D—SHOWMANSHIP

Class 913	Junior Age 7-9
Class 914	Intermediate Age 10-13
Class 915	Senior Age 14 and over

## DEPARTMENT —BANNER

**ENTRY: Monday, JULY 20; 8:00 a.m. - 7:00 p.m.**

**JUDGING: Wednesday, JULY 22, 3:00 p.m.**

**No Pre-entry is needed.**

1. Read general regulations.
2. Each banner should illustrate or demonstrate a phase of 4-H work which is being practiced by the club members. They are to depict one idea, stressing originality and creativity as related to the fair theme. No plagiarism allowed.
3. A short-written description of the banner's development and relationship to the fair theme must accompany banner. **4-H'ers must describe how they did the work.**
4. Banners should not be made from highly flammable materials.
5. Dimensions are to be no less than 12 and no more than 16 square feet, with no side less than 3 ft.
6. Banners must be hung on a rod strong enough to support the banner. A wire or rope should be securely attached to the rod for the banner to be hung.
7. A label is to be attached to the front lower left-hand corner (as you face it) of the banner giving the name of the club, and year. Letters should be two inches in height. The names of members are optional. Waterproof ink prevents smearing and is recommended for the label. Safety pins are recommended for attaching label to banner.
8. Banners should be made of materials that permit the banner to be folded or rolled without damaging the display. Three-dimensional objects should not be attached to the front of the banner.
9. Guidelines for using copyrighted/trademarked materials in banners, displays, posters: 4-H exhibitor (individual or group) should avoid using copyrighted and/or trademarked materials whenever possible by originating his/her own work. Copyrighted and/or trademarked materials used in banners, displays, demonstrations, posters or other activities for endorsement or promotion instead of educational purposes will be disqualified and will not be displayed or receive ribbons or premium.
10. Fairgoers will have the option to vote for their favorite banner as the "People's Choice Award". A ribbon will be awarded to the winning club banner. Voting will occur Thursday, JULY 23 and Friday, JULY 24. The winner will be announced Saturday, JULY 25. The champion and reserve champion will be awarded.

Class 2901	Banner
------------	--------

## DEPARTMENT —CAKE DECORATING

Department Chair: Holly McHugh  
Jr. Assistant: Teagan Reasoner, Evea & Elliott Dunstan

**ENTRY & JUDGE:** Wednesday, JULY 22; 11:00 a.m.

4-Hers may enter this division at the County Fair level if they are enrolled in either Foods and Nutrition or Self-Determined/Cake Decorating.

1. Only one entry per class.
2. A baked cake or a cake form may be used for decorating. The judge will check for baked cakes. Any batter or dough may be used for cookies. The base holder of the exhibit should not be any larger than 2" more than the exhibit.
3. Wedding and anniversary cakes can be no larger than a 14" base and 23" in height including decorations. Decorated cookies can be no larger than 12". Gingerbread Houses can be no larger than a 14" base and 12" in height including decorations.
4. To be eligible to enter a decorated cake at State Fair, the 4-H'er must be enrolled in the Foods and Nutrition project. All decorated cakes entered in the State Fair Foods and Nutrition Division must be baked cakes and will be judged for the quality of cake. There is no cake decorating at the Kansas State Fair. Decorated cake **forms** may be entered in the State Fair Open Class.
5. Junior and Senior champions and reserve champions will be awarded.

### SECTION A—CAKE DECORATING

#### JUNIOR: 7-9 YEARS OLD

Class 2001	Cakes for Children
	Birthday Cake
	Novelty Cake
	Holiday Cake
	3 Decorated cupcakes (3 or 4" in diameter)
	3 Decorated Cookies (3" in diameter)
	1 Decorated Cookie (12" in diameter)
	Gingerbread House

#### INTERMEDIATE: 10-13 YEARS OLD

Class 2011	Cakes for Children
	Birthday Cake
	Novelty Cake
	Holiday Cake
	3 Decorated cupcakes (3 or 4" in diameter)
	3 Decorated Cookies (3" in diameter)
	1 Decorated Cookie (12" in diameter)
	Gingerbread House

#### SENIOR: 14-18 YEARS OLD

Class 2021	Cakes for Children
	Birthday Cake
	Novelty Cake
	Holiday Cake
	Anniversary Cake
	Wedding Cake
	1 Decorated Cookie (12" in diameter)
	Gingerbread House

## DEPARTMENT —CLOVERBUDS

### SECTION A—4-H EXHIBIT

Department Chair: Ambassadors

#### **Cloverbud Fair Guidelines:**

Must be enrolled as a Cloverbud by May 1 to exhibit. Cloverbuds must be aged 5 or 6 by January 1 of the current year, to participate in this program. Cloverbuds may exhibit age-appropriate activity related items from their 4-H Cloverbud experiences. Cloverbuds will receive participation ribbons only and will not be judged. Cloverbuds may not compete in Livestock Judging, Horticulture Judging, or Photo Judging contests (but may observe these activities with a parent/ guardian).

#### **SEWING AND TEXTILES for Cloverbuds:**

**PRE-REGISTRATION:** Due July 1

**JUDGING:** Wednesday, JULY 15; 8:30 a.m.

**ENTER FOR DISPLAY:** Clothing items judged on Wednesday, JULY 15 will be accepted for display at the Riley County Fair on Thursday, JULY 23; 10:00-noon

**To enter and get more information about the class, refer to the Clothing Division located on page 81**

#### **FASHION REVUE for Cloverbuds:**

May showcase one outfit either constructed or purchased in the Fashion Revue judging and modeling. Page 59

**Pre-registration: Due July 1**

**Script Descriptions: Due Friday, July 10 by 5:00 p.m.**

**No late scripts or script changes will be accepted after that date.**

**JUDGING:** Wednesday, July 15, 8:30 am at Manhattan Catholic School, 296 S. Juliette

**PUBLIC REVUE:** July 15, 7:00 pm at Manhattan Catholic School

#### **PET SHOW for Cloverbuds:**

**ENTRY and JUDGING: with Cloverbud General Exhibits**

**RELEASE:** After Pet Show

**To enter and get more information about the class, refer to the Pet Division located on page 80**

#### **FOOD JUDGING for Cloverbuds:**

**ENTRY and JUDGING: with Cloverbud General Exhibits**

**To enter and get more information about the class, refer to the Foods Division located on page 65**

#### **GENERAL EXHIBITS**

**ENTRY and JUDGING:** Tuesday, JULY 21; 1:00 p.m.

**RELEASE:** Monday, JULY 28; 5:00 – 7:00 p.m.

Showcase any other general exhibit (maximum of 5 items)

Class 5001	General Exhibits
------------	------------------

## DEPARTMENT – COMMUNICATIONS

### Demonstration/Illustrated Talk, Project Talk, Public Speaking, Poetry and Prose)

- Youth will learn to interpret verbal and nonverbal information, develop effective public speaking skills, enhance written and spoken communication, defend a point, design a presentation, bring a reading to life and much more!
- Scheduled times for presentations will be completed by the participant for one of the (4) dates/times:
  - Thursday (July 23); 2-4 pm judged
  - Friday (July 24); 2-4 pm judged and 4-6 pm
  - Saturday (July 25); 9-10 am and 1-3 pm
  - Sunday (July 26); 2-4 pm
- The presentation should be of sufficient length to cover the topic adequately, three minutes minimum and 15 minutes maximum (poetry and prose 10 minutes maximum).
- The schedule for all presentations will be posted in Pottorf Hall near the presentation area in the northeast corner of the building.
- The stage will be equipped with one table, one easel, one microphone, a projector, a screen and one 110-volt electrical power strip. 4-H members are encouraged to use technology when it enhances presentation. Presenters should bring a computer that will work with an HDMI cord. No range, microwave, or refrigerator is available in the demonstration areas. If extension cords are needed, participants need to bring them. **PRESENTATIONS NEED TO HAVE THE PRESENTATION ON A FLASH DRIVE OR SAVED ON THEIR COMPUTER. DO NOT RELY ON A WEB-BASED PLATFORM or the internet/ Wi-Fi**
- Check in with the Riley County Ambassadors in Northeast Corner of Pottorf Hall 5 minutes before your presentation.**
- The use and inclusion of specific brand names for educational purposes does not imply endorsement or refusal by the Department of 4-H Youth Development, Kansas State University Research and Extension, or the State of Kansas.
- A project talk should talk about a specific project and experience in the project. Visuals may be used. Project Talk entries are for youth ages 9-12. A Demonstration shows a step-by- step procedure and explains why each step is essential to develop a particular skill or task. An Illustrated Talk incorporates the use of visual aids (posters, technology supplies, equipment, etc.) that describes the process of the topic being discussed. Demonstrations and Illustrated Talk entries are for Youth ages 9-18. Poetry or Prose should be a piece of literature either Dramatic, Interpretative, Humorous, or other type of reading that follows the 4-H Code of Conduct (pieces should be edited for appropriate language and content if necessary). The participant may read from a script or have the piece memorized. The title and author of the selection should be noted within the presentation. Poetry and Prose entries are for ages 9-18. Public Speaking is for ages 14 and older Public Speaking is the skill of writing and delivering a persuasive, entertaining, informational, or inspiring speech on a given topic. Visuals should be used only if they make the speech more effective and should not be distracted from it.
- Shooting Sports related entries must inform the Riley County Extension office of entry to meet safety requirements.
- If you bring small animals into Pottorf Hall for a demonstration, you must remove the animal as soon as your presentation is over.
- Quota** – Counties or districts are not limited to the number of demonstrations illustrated or project talks, or poetry or prose, given on any topic. Each member may enter up to two exhibits in 4-H Communication but only one entry per class

Class 4001	Individual Demo, Illustrated or Project Talk
Class 4002	Team Demo, Illustrated or Project Talk
Class 4003	Poetry or Prose
Class 4004	Public Speaking for 14 and older

## DEPARTMENT – COMPUTER SCIENCE

**ENTRY & Judging:** Tuesday, JULY 21; 1:30 p.m. Check in Engineering and Technology.

The Kansas 4-H Computer Science system project is designed to allow 4-H members to explore how information is moved from one part of the computer to the other; how information is moved between two or more computer systems (networking); how information is stored; or how information is acted on (programming).

1. The 4-H members must be currently enrolled in the 4-H Computer Science project to exhibit in this division.
2. The actual construction of computer hardware (for example, building a computer, which would include computer components plugged into a motherboard, discrete circuitry, soldered on a printed circuit board, wire-wrapped circuitry) will be entered in the Electronics Division.
3. If a safety violation is noted by the judge, superintendent, or other staff the exhibitors exhibit at the judge's discretion, they will be disqualified. A safety violation could include malware, a virus, or any similar program that potentially is harmful.
4. All exhibits must be entered on a USB drive containing all supporting documents as listed below for each class.
  - The USB drive should be included in a manilla folder with the Computer Exhibit Form (found at <http://computers.engtech4ks.com/> or local extension office and attached to the front.
  - The USB drive should be labeled with the 4-H members name and county.
5. Source code must be included on the USB drive for all computer programming projects coded by the 4-H member. This could include a .txt file, python file, scratch URL, etc. Failure to include the source code will result in one ribbon deduction.
6. Each exhibit must include written operating instructions including how to locate, run and use the project. Operating instructions should be printed and placed in the manila envelope and included digitally on the USB drive.
7. Each exhibit must be accompanied by a typed requirements document included on the USB drive.
  - The requirements for the document should be set up at the beginning of the project. It will include a list of goals and requirements that the 4-H member wants to include or achieve in their final project.
  - The project requirements section is formatted as a checklist, with the 4-Her checking off what they accomplished and adjusting throughout their work on the project as needed.
  - The flow charts, designs, or other diagrams may be included for computer programs to show the logical flow of the program as needed.

8. For coded computer programs, screenshots of the program will be displayed digitally at the county fair. Screenshots must be included electronically on the USB drive.
9. All electric components of micro controlled devices must be adequately covered or concealed with a protective enclosure. Paper is NOT considered an adequate enclosure or covering for electrical components.
10. Educational display boards, posters and notebooks should be creative and showcase something specific you have learned in the computer project during the current year. Follow copyright laws, as explained in the General Rules as you are preparing your exhibit(s).
11. Educational posters must be no larger than 21" x 27" poster board.
12. Educational displays are not to exceed a standard commercial 3' x 4' tri-fold display board. Exhibitors are encouraged to laminate all posters and maps or cover them with clear plastic film.
13. Project notebooks must be organized in a 3-ring binder.
14. Exhibitor's name, county or district, age, and years(s) in project must be tagged or labeled in a prominent location on the exhibit, educational display, notebook, and/or poster.
15. A Champion and Reserve Champion will be awarded in this division.

Class 3701	Computer Program, application, app, script, or coded system that is new and unique.
Class 3702	Coded website built entirely by the 4-H member (not using a pre-made template generator such as Wix or Squarespace). Items in this class could be coded in HTML, CSS, Javascript, wordpress, or other web-based programming languages or platforms.
Class 3703	Microcontroller or microcomputer application – a small circuit board that is programmed to accomplish a specific task (projects built and programmed using Raspberry Pi, Arduino, etc.)

#### **Computer Science – Junior Division (Ages 7 – 9)**

3707	Computer Science Educational Display
3708	Computer Science Educational Notebook
3709	Computer Science Educational Poster

#### **Computer Science – Intermediate Division (Ages 10 – 13)**

3710	Computer Science Educational Display
3711	Computer Science Educational Notebook
3712	Computer Science Educational Poster

#### **Computer Science - Senior Division (Ages 14 years and older)**

3715	Computer Science Educational Display
3716	Computer Science Educational Notebook
3717	Computer Science Educational Poster

## DEPARTMENT —DOG

Department Chair: Dale Bormann

**Pre-Registration is due May 29**

**Show: Saturday, June 27<sup>th</sup> Pottorf Hall**

1. Exhibitors must be enrolled in the Dog Project.
2. Each 4-H'er may use the same dog(s) for obedience, showmanship and agility. However, the 4-H'er may exhibit only one dog in showmanship. The 4-H'er may show more than one dog in obedience, however the dogs must be enrolled in different classes. **NOTE: In accordance with State Fair guidelines, a dog can be shown in only one agility class.**
3. All sections will follow the Kansas 4-H Dog Show Rules – January 2023 - published by Kansas State Research and Extension.
4. State 4-H Dog Show Immunization Record (MG-34) is required at all shows. Proof of rabies vaccination signed by a licensed veterinarian must be presented to the show committee at registration on day of show to be eligible to compete. Other required vaccinations are Bordetella, distemper, hepatitis (adenovirus), parvovirus, and parainfluenza. Other recommended vaccinations are leptospirosis and coronavirus.
5. Any dog with a contagious, communicable, or infectious disease or condition, in the judgment of the judge or show committee, cannot be shown. It must be removed from the show arena grounds immediately.
6. A dog in season will NOT be allowed to show and must be removed from the show arena grounds immediately. Contact the Dog Chairman for special arrangements.
7. The judge or Dog Chairman has the right and responsibility to excuse any dog he or she considers lame or at risk when participating in a 4-H event.
8. Good sportsmanship shall always be observed. The judge's decision is final. Poor sportsmanship may lead to loss of ribbon, class dismissal, or disqualification from show as determined by judge.
9. Parents and Audience members must observe good sportsmanship. Any person who is disruptive, uses poor sportsmanship, profane language, or makes threats to a 4-H Member, Judge, or Department Chair will be asked to leave the event.
10. Dogs and handlers may not enter any show ring prior to a judge's briefing or their turn to compete.
11. In all events, the following infractions will result in disqualification, and no ribbon shall be awarded to the team:
12. Dismissal from the ring by the judge for any of the following reasons:
  - Dog leaving ring (except Rally) or out of control -In Rally obedience only, the dog may continue to perform after leaving the ring if he returns immediately, unassisted, to the handler.
  - Dog displaying any aggressiveness (biting or growling) to any person or dog during the performance
  - Dog biting another dog or human.
  - Handlers use abusive language or unsportsmanlike conduct or giving harsh verbal corrections to the dog
  - Baiting the dog with food, squeakers, toys, electronic devices, etc.
13. Fouling the ring results in a white ribbon for all events except during the Agility walk-through, which results in a 10-point deduction.
14. No fancy spiked, pinched, special training, or collars that are either too tight or so large that they hang unreasonably in front of the dogs are permitted. There shall be no objects such as tags, ornaments, or decorations hanging from the collars. No harnesses, halters, or electronic collars will be allowed.
15. For on-lead classes, the leash should be 6 feet long and must be made entirely of fabric or leather. There should be no additional loops, rings, or attachments to any obedience, rally, or agility leash.
16. Any abuse of dogs on grounds or in the ring will result in disqualification and no ribbon.

17. Champion and reserve champion will be awarded for all agility, rally-o, and obedience levels. Junior, intermediate and senior champions and reserve champions will be awarded for showman.
18. A Supreme Dog Showman title and prize will be awarded for the 4-H'er accumulating the greatest total number of points for all four Riley County Fair contests- Obedience, Rally-Obedience, Showmanship and Agility.

### SECTION A-AGILITY

**PRE-REGISTRATION: May 30**, (all exhibitors must pre-register)

**CHECK IN: Saturday, June 27**

Agility is an obstacle course for dogs. Dogs and their handlers (team) try to complete the obstacles as quickly as possible without penalty. The handlers run alongside. In Agility I only, dogs may compete either on-lead or off-lead, however on-lead and off-lead are separate classes. **Agility I on lead is not a State Fair qualifying event.** All Agility II and Agility III competitions are off lead. Penalties are given for handler interference, knocking down obstacles, or going out of sequence. The class winner is the dog with the fewest number of penalties and time faults. In the event of a tie score, the dog with the fastest time is the winner.

Collars are not required, but if worn, they must be buckled or snap with nothing attached during competition. Leads or tabs worn on the familiarization course must be long enough to allow free movement without interfering with the obstacle.

Entries are organized so dogs of similar height compete at the same time. There are three obstacle heights for small, medium, and large dogs. Each dog entered in Agility I, II and III is allowed to have a familiarization run which is not scored by the judge. A second or even third dog may start its familiarization run before the preceding dog has completed the course. Anyone absent when familiarization runs are being completed forfeits the opportunity for a familiarization run. The judge may walk the handlers through the course and answer any questions.

A team that receives blue or purple ratings in Agility I on-lead and has two or more years of experience must advance to Agility I.

In order to advance from Agility, I to Agility II, or from Agility II to Agility III, the team must receive two (2) qualifying scores of 190 points or greater (purple ribbons) under two different Kansas 4-H certified Agility judges at local, multi-county, or state competitions. It is suggested that this move be made after the state fair and at the beginning of a new 4-H year. After choosing to advance, a team may not go back to a lower level.

Agility I. For beginning and continuing agility competitors.

Class 3301	Agility I, On Lead – (Not State Fair event)
Class 3302	Agility I, Off Lead

Agility II. Second level course for experienced agility competitors (off lead only).

Class 3303	Agility II
------------	------------

Agility III. Third level course for experienced agility competitors (off lead only).

Class 3304	Agility III
------------	-------------

Agility IV. Fourth level course for experienced agility competitors, two obstacles with handler 6 feet away

Class 3305	Agility IV
------------	------------

A 15-point penalty will be assessed to dogs competing on-lead in Agility I; thus, a blue ribbon is the highest award that can be won by an on-lead exhibitor. Scores received on- lead may be eligible for certain trophies and/or prizes.

The handler with the highest score in Agility I, II, III or IV will be designated the champion in Agility, and the handler of the second highest score in Agility I, II, III or IV will be the reserve champion in Agility. In the event of a tie, the team with the fastest time will be designated winner, if the teams are in the same agility level. If teams are in different agility levels, the team in the most difficult class will be designated the winner.

**SECTION B—SHOWMANSHIP**

**PRE-REGISTRATION:** May 29, (exhibitors must pre-register)

**CHECK IN:** Saturday, June 27

The exhibitor will be judged on the fitting of dog: clean and well brushed, tone and condition of coat, healthy appearance, teeth, toenails, and eyes. Handler will be judged on alertness, grace, and ease, coordination with dog and reaction of dog to handler with straight and even gait and movement of dog. Handlers should be neatly groomed and attired, with sensible footwear.

Note: Those 4-H'ers showing dogs of a breed, type, or size normally presented on a grooming table for examination will be expected to do so. A purple or blue and a 4-H age of 9 is a State Fair qualifying score. Junior showmanship is not a State Fair event due to State Fair rules. Deductions based on a total possible of 100 points.

Dogs in the show ring should wear a show lead that serves as BOTH collar and lead. A fine link chain collar, a "snake chain," or a fabric slip collar with a narrow, lightweight fabric or leather lead are acceptable show leads. The 4-H'er should use a show lead that best suits the dog. Position the collar portion of the lead around the neck, just behind the ears so it can be tightened to ensure the lead does not slip off your dog. This will allow you to control your dog.

Class 3320	Pre-Junior – Ages 7-8 years old
Class 3321	Junior – Ages 9-11 years old
Class 3322	Intermediate – Ages 12-14 years old
Class 3323	Senior – Ages 15 and over

**SECTION C—OBEDIENCE**

**PRE-REGISTRATION:** May 29, (exhibitors must pre-register)

**CHECK IN:** Saturday, June 27

Once a 4-H'er scores 170 points or greater with the same dog under two different judges, the member must advance to the next obedience level at the start of the next 4-H year. At any time that the leader, parent, and member agree that the 4-H'er and dog are ready to move to the next level, they may; but once that is done, they cannot regress to a lower level.

The handler of the highest scoring obedience dog will be designated the Champion in Obedience, and the handler of the second highest scoring dog will be the Reserve Champion in Obedience.

Class 3330	Sub Novice
	<u>All</u> exercises on leash.
	Heel.....35
	Stand for exam.....29
	Recall.....35
	Long sit (1 min.).....29
	Long down (3 min.).....29
	Total.....160

Class 3333	Novice – Handlers and dogs ready for off lead work <u>All</u> exercises off leash except Heel on leash and figure 8.....35 Stand for exam (off leash).....29 Heel (off leash).....45 Recall.....29 Long sit (1 min., off leash).....29 Long down (3 min., off leash).....29 Total.....200
.Class 3334	Graduate Novice – For all 4-H'ers and dogs who have qualified in Novice. . <u>All</u> exercises off leash. Heel on leash .....35 Stand for exam (off leash) .....29 Heel and figure 8 (off leash) .....45 Drop on recall.....29 Long sit (out of sight 3 min) .....29 Long down (out of sight 5 min) .....29 Total.....200
Class 3335	Open A – For all 4-H'ers and dogs who have qualified in Graduate Novice. <u>All</u> exercises off leash. Heel and figure 8 (off leash) .....40 Drop on recall.....29 Retrieve on flat.....40 Broad jump.....40 Long sit (out of sight 3 min.) .....24 Long down (out of sight 5 min.) .....24 Total .....200
Class 3336	Open B: For all 4-H'ers and dogs who have qualified in Open A. <u>All</u> exercises off-leash. Heel and figure 8 (off leash) .....40 Drop on recall.....29 Retrieve on flat.....24 Retrieve over high jump.....35 Broad jump.....20 Long sit (out of sight 3 min.) .....24 Long down (out of sight 5 min.) .....24 Total .....200
Class 3337	Utility A: For all 4-H'ers and dogs that qualified in Open B. <u>All</u> exercises off leash. Hand signal exercise.....40 Article 1 (Scent Discrimination) .....29 Article 2 (Scent Discrimination) .....29 Retrieve over high jump.....29 Broad jump.....20 Long sit (3 min. out of sight) .....24 Long down (5 min. out of sight) .....24 Total.....200

Class 3338	Utility B: For all 4-H'ers and dogs that qualified in Utility A <u>All</u> exercises off leash	
	Hand signal exercise.....	40
	Article 1 (Scent Discrimination) .....	29
	Article 2 (Scent Discrimination) .....	29
	Directed retrieve.....	29
	Directed jumping.....	40
	Moving stand and examination.....	29
Total .....	200	

**SECTION D— RALLY OBEDIENCE (RALLY-O)**

**PRE-REGISTRATION:** May 29, (all exhibitors must pre-register)

**CHECK IN:** Saturday, June 27

Rally Obedience (Rally-O) is a form of dog obedience competition that makes use of 15-17 directional signs to guide the handler through the performance. The directional signs are numbered sequentially as they are placed in the ring which then indicates the course that the handler must take during the performance.

On leash exercises you will use a 6-foot leash with well-fitting slip, buckle, snap, or martingale collars of leather, chain, or fabric.

Teams must progress to the next level after receiving a qualifying score of 80 points or greater (blue and/or purple ribbon) from two different 4-H certified Rally Obedience judges. Normally, a team would advance to the next level at the beginning of the next 4-H year. However, a team may start at a higher level if it desires. After participating at a higher level, the team may not go back to a lower level.

The handlers of the highest scoring obedience dog will be designated the Champion in Rally Obedience, and the handler of the second highest scoring dog will be the Reserve Champion in Rally Obedience.

Class 3350	Rally-O, Level I (on-lead)
Class 3351	Rally-O, Level II (off-lead)
Class 3352	Rally-O, Level III (off-lead)

**DEPARTMENT- ELECTRIC AND RENEWABLE ENERGY**

Department Chair: Kelsey Thomas

Jr. Assistants: Harrison Thomas

**ENTRY & JUDGING:** Thursday, JULY 23; 2:00 p.m.

1. Read general regulations.
2. Open only to members enrolled in the Electric and Renewable Energy project.
3. Each exhibitor may enter up to two items per class.
4. Label each article giving the owner's name, address, name of article and class.
5. Include construction plans or schematic diagrams with the display. Include written operating instructions with any exhibit that is not self-explanatory.
6. The exhibit must be operable. If battery power or other special power sources are required, that must be included with exhibit.
7. Any necessary special equipment must be provided at the time of judging for testing the exhibit.
8. No hand dipped solder may be used on exhibits.
9. Project members will provide their own computer.
10. The champion and reserve champion will be awarded.

## SECTION A—ELECTRICAL AND ELECTRONICS

Class 2301	<p>Educational Displays and Exhibits –            This class includes any educational displays, exhibits or science fair projects which do not have a power source, i.e. exhibits, posters or displays of wire types, conduit types, electrical safety, tool or motor parts identification or electrical terminology.</p>
Class 2302	<p>AC Electric Projects –            Electric projects with a 110 or 120 V alternating current (AC) power source. Some project examples are household wiring demonstrations, small appliances extension cords, trouble lights, indoor or outdoor wiring boards, or shop lights. Projects may be a restoration or original construction. The project must be operational and meet minimum safety standards. AC projects must be 110/120 V, no 229 V exhibits are allowed, and must be constructed such that the judges have access to examine the quality of workmanship.</p>
Class 2303	<p>DC Electric Projects –            Electric projects with a battery or direct current power source. This class includes electric kits or original projects. This class also includes demonstration DC powered projects. Examples include wiring two- or three-way switches, difference between series/parallel lighting circuits or wiring doorbell switches. All DC electric projects must include batteries supplied by 4-H'er. Projects must be constructed such that the judges have access to examine the quality of wiring workmanship.</p>
Class 2304	<p>Electronics Projects –            Electronic projects with a battery or direct current power source. This class includes electronic kits or original projects. Examples include radios, telephones, toy robots, light meters, security systems, etc. May be constructed using printed circuit board, wire wrap, or breadboard techniques. Include instruction/assembly manual if from a kit. Include plans if an original project. Projects must be constructed such that the judges have access to examine the quality of wiring workmanship.</p>
Class 2305	<p>Newly built or repaired Computers-            For newly built or repaired computer laptop or PC and allows 4-H member to demonstrate skills integrating the various parts of a computer to a single unit. Displays should show either a fully functional computer or show what the individual components do. Fully functional computers should boot up and do not need to include a monitor, keyboard, or mouse.</p>

## SECTION B—ALTERNATIVE ENERGY

All exhibits in this division are limited in size to standard, trifold, display boards (36"x 48") and items may not extend beyond 12" from the back board. All displays must be self-standing.

Class 2310	<p>Educational Display -            Create an exhibit that addresses a focused topic related to power generated from a renewable energy source. The purpose of the exhibit is to inform and create awareness.</p>
------------	---

Class 2311	<p>Experiment –          Display an experiment addressing a problem or question related to power generated from a renewable energy source. Include hypothesis, background research, variables, a control, data, findings, conclusions and recommendations for future study</p>
------------	--

**DEPARTMENT- ENGINEERING AND TECHNOLOGY**

Department Chairs:  
 Anna and Jonathan Hoepner  
 Jr. Assistant: Marek Wiebers

**ENTRY & JUDGING: Tuesday, JULY 21; 1:30 p.m.**

1. Read general rules.
2. 4-H members must be currently enrolled in the Aerospace/Rocketry program to exhibit in this division.
3. Each exhibitor may display one entry per class.
4. Exhibits must have been completed during the current year.
5. Junior and senior champions and reserve champions will be awarded in each section.

**SECTION A—ROCKET**

1. 4-H members must be currently enrolled in the aerospace/rocketry program to exhibit in this division.
2. All rockets displayed in this division must be constructed during the current 4-H year.
3. If a rocket qualified for the Kansas State Fair, exhibitors should read the State Fair Rules for the Rocketry division as they may be different from those at the county fair.
4. Each exhibitor may enter up to two rocket exhibits that have been constructed during the current year. If two rockets are entered, one rocket must be a "model rocket kit" or the second may be entered into any other applicable class. An exhibitor may not enter two rockets in the same class.
5. 4-Hers are to complete and sign the rocketry information form, available from <http://rocketry.engtech4ks.com/> or your local extension office, and attach it to a 10"X13" "manila" envelope. The envelope should contain: Instructions on how to construct the rocket • Up to 5 pages of pictures from both construction and launch • Documentation of any flight damage that occurred • Any modifications made to the rocket • An additional page for altitude calculations if the space on the form is not enough. Additionally for original design rockets, also known as "scratch built" rockets: • 5 additional pages of photos are allowed •
6. Documentation of how the rocket was tested for stability.
7. If a safety violation is noted by the judges, superintendent, or other staff, the exhibitor's rocket, at the judges' discretion, will receive a participation ribbon.
8. Rockets are to be displayed upright on a display stand with a sturdy rod that does not extend past the top of the rocket or stand unassisted, unless the rocket is taller than 4 feet in which case no display stand is required and the rocket may be displayed on its side, rockets are not to be displayed on launch pads to save space and prevent someone from being poked in the eye.
9. Rockets ARE NOT to be displayed with used or unused rocket engines either in the rocket or as part of the stand, if rocket engines are included in the exhibit the judge may disqualify the exhibit.

- 10 Rockets should be flown, unless there is an active burn ban in the county or conditions are too dangerous to safely launch the rocket. Just flying the last stage (the part with the nose cone) of a multi-stage rocket is acceptable.
- 11 Rockets (except those for 7 - 8 year old 4-H members) are not to be "beginner kits" or use prefabricated (molded plastic) fin assemblies, or pre-finished rockets require no painting. These are only acceptable in their respective class at the county fair. Rockets of this type outside of their respective class will be disqualified. Plastic snap together fins and prefabricated fin assemblies that do not require fin alignment are not acceptable and will be disqualified.
- 12 Angles of fins must fall within a plus or minus 2-degree variation using an approved fin alignment guide (such as KSSTAC10). An official fin guide is available from <https://www.kansas4-h.org/educational-experiences/fair-resources/kansas-state-fair/>
- 13 Fins and body tubes, except those in the 7 – 8 year old division, are to be filled and sealed with sanding sealer and/or primer or other suitable filler to eliminate the appearance of body grooves and wood grain.
- 14 Fins and launch lugs are to be filleted to reduce drag and properly secured to the model.
- 15 Engine mounts are to be securely attached to the body tube.
- 16 Any seams on plastic parts are to be sanded smooth.
- 17 Body tubes/airframes/engine mounts can be made from suitable materials, including, but not limited to reinforced paper, cardboard, phenolic resin, specialized polymer resins, fiberglass, Kevlar, or other suitable structural materials. However, foam may not be used for external body or other external rocket parts.
- 18 The recovery system (typically a parachute or streamer) should be attached according to the instructions
- 19 The nose cone is to fit snugly but still allow for easy removal. If the shock cord frequently becomes stuck between the nosecone and body, it should be trimmed.
- 20 Exhibits must be uniformly painted and smoothly finished or finished as per rocket instructions, and have decals applied smoothly. The rocket should be free of "runs", "orange peel", or "crackling" in the finish.
- 21 Models may not be judged based on their paint scheme (colors and placement on the rocket), except for rockets that fit the definition of a 'scale model'. All other rockets do not have to follow the suggested paint scheme, allowing the 4-H'er to display maximum creativity in the finishing of their rocket. Under no circumstances is the weight given to the paint scheme to be sufficient, by itself, to move the model from one ribbon placing to another.
- 22 "Scale models\*" may be judged based on their paint scheme. The judge may deduct up to one ribbon placing for not following the paint scheme.
- 23 "Scale Model\*" Rockets are to be finished and completed with a majority (greater than 70%) of decals.
- 24 If a modification is made to the rocket, for example, adding a fin, a swing test must be conducted on the rocket, and the documentation provided. Changes to the paint scheme, changes/reduction in decals, and other non-structural changes are not considered modifications and do not require a swing test.
- 25 Original design rockets cannot be a modification of a pre-existing kit and must be of original design.
- 26 Original design rockets must be designed by the exhibitor(s).
- 27 Exhibitor(s) must be 11 years of age (4-H age) or older to enter an original design rocket. Original design rockets must include detailed instructions, so that someone could construct the original designed rocket just like a kit purchased at a store. Instructions can be as many pages as needed to convey full and complete construction techniques.
- 28 For a rocket entered in the original design classes, describe in the summary how the rocket was tested for stability prior to flying. Swing testing of the rocket is required. Other tests and calculations are encouraged. Exhibitors must include documentation of the swing test. Failure to swing test a rocket will result in a deduction of TWO ribbon placings.

- 29 A minimum of one additional page must be added to the rocketry information pack detailing the test(s) performed to insure stability. 4-Hers are strongly encouraged to provide as much detail as possible. Failure to provide adequate written documentation will result in a disqualification.
- 30 Rockets that use more than one 'D' engine or equivalent are considered mid or high-power rockets in 4-H.

**Division A – Exhibitors 7 through 8 years old**

Class 2800	Rocket made from kit, without pre-assembled fin units. Include plans.
Class 2801	Rocket made from "beginners kit." Include plans. Rockets in this class may have pre-assembled fin units (plastic). This class is only for 7 - 8 year old 4-H members to explore the rocketry project.
Class 2802	Scale Model Rocket. Made from kit, includes plans

**Division B – Exhibitors 9 -13 years**

Class 2804	Rocket designed by exhibitor; not merely a modification of an existing kit. Include original plans
Class 2805	Scale Model Rocket designed by exhibitor: not merely a modification of an existing kit. Include original plans and stability testing.

**Division C – Exhibitors 14 year and older**

Class 2806	Rocket made from kit. Include plans.
Class 2807	Rocket designed by exhibitor: not merely a modification of an existing kit. Include original plans.
Class 2808	Rocket designed by exhibitor: that uses alternative skins; not merely a modification of an existing kit. Include plans.
Class 2809	Scale Model Rocket made from kit. Include plans.
Class 2810	Scale Model Rocket designed by exhibitor: not merely a modification of an existing kit. Include original plans and stability testing.

**Division D -Exhibitors 11 years and older**

This class is designed to encourage teamwork among individuals and clubs to work on a rocket from the initial design to the finished product.

Class 2811	Rocket designed by 2 or more exhibitors: not merely a modification of an existing kit. Include original plans.
------------	--

**Mid-Power Rocketry (2x'D' to 'G' Engines) Guidelines:**

Purpose: To allow for improved safety and judging of rockets that meet the requirements of 4-H mid-power rockets.

1. Exhibitors must be at least 14 years of age by January 1 of the current year.
2. The General exhibit rules for ALL categories apply.
3. In addition to the information packet completed for all rockets, a high/mid power information form is to be completed and placed inside of the information packet. This may be downloaded from <https://www.kansas4-h.org/educational-experiences/fair-resources/kansas-state-fair/> Click on KSF Packet link.
4. Exhibitors in the mid and high-power divisions must hold memberships in either NAR or Tripoli organizations.
5. The NAR High Power Rocket Safety Code applies to the construction and launching of all rockets displayed in this division. As such all exhibitors must comply with the NAR High Power Rocket Safety Code that is in effect as of October 1st of the current 4-H year. However, in the event that there is a modification in this code the Engineering and Technology Project Partnership Team may review and implement the modified code.

6. All rockets in this division are to be launched under adult supervision by the 4-H members who constructed the rocket.
7. High power rockets as defined above ('H' or 'I' engines) may not be launched in this division.
8. If according to Federal Aviation Regulations Part 101, a waiver is required to fly the rocket, a copy of that waiver is to be attached to the High-Power Information Form. In the case where the launch was a public event a substitute for a copy of the waiver is the Range Safety Officers (RSO's) contact information, launch location, and date.
9. Mid Power Rockets may be displayed without a supporting stand. If a supporting stand is used, it is not to not to exceed 4-1/4" (four and one-quarter inch) thick and 8" square. The exhibitor's name, county or district, and age must be labeled on the base.

### **Division E -Exhibitors 14 years and older**

Class 2812	Mid-power rocket made from kit or original design.
------------	--

### **High Power Rocketry Guidelines:**

Purpose: To allow for improved safety and judging of rockets that meet the requirements of 4-H high power rockets.

1. Exhibitors must be at least 14 years of age by January 1 of the current year.
2. The General exhibit rules for ALL categories apply.
3. In addition to the information packet completed for all rockets, a high-power information form is to be completed and placed inside of the information packet. This may be downloaded from <http://rocketry.engtech4ks.com> Click on KSF Packet link.
4. Exhibitors in the mid and high-power divisions must hold memberships in either NAR or Tripoli organizations.
5. The NAR High Power Rocket Safety Code applies to the construction and launching of all rockets displayed in this division. As such all exhibitors must comply with the NAR High Power Rocket Safety Code that is in effect as of October 1st of the current 4-H year. However, in the event that there is a modification in this code the Engineering and Technology Project Partnership Team may review and implement the modified code.
6. All rockets in this division are to be launched under adult supervision by the 4-H members who constructed the rocket.
7. If a rocket is launched using an engine(s) that has 160.1 (H' engine or equivalent amount of smaller engines) Newton's-seconds or larger, adult supervision must be provided by an individual having at least a level 1 high power certification.
  - a. The 4-H member should also hold or be attempting to attain their level 1 high power certification and should include supporting documentation of such (a copy of Level 1 card is sufficient).
8. If according to Federal Aviation Regulations Part 101, a waiver is required to fly the rocket, a copy of that waiver is to be attached to the High-Power Information Form. In the case where the launch was a public event a substitute to a copy of the waiver is the Range Safety Officers (RSO's) contact information, launch location and date.
9. High Power Rockets may be displayed without a supporting stand. If a supporting stand is used, it is not to not to exceed 4-1/4" (four and one-quarter inch) thick and 8" square. The exhibitor's name, county or district, and age must be labeled on the base.

### **Division F -Exhibitors 14 years and older**

Class 2813	High power rocket made from kit or original design.
------------	---

1. 4-H members must be currently enrolled in the 4-H Rocketry program to exhibit in this division.
2. If a rocket qualified for the Kansas State Fair, exhibitors should read the State Fair Rules for the Rocketry division as they may be different from those at the county fair. Be sure to check class numbers, they may be different.
3. Each exhibitor may enter up to two rocket exhibits that have been constructed during the current year. If two rockets are entered, one rocket must be a "model rocket kit", the second may be entered into any other applicable class. An exhibitor may not enter two rockets in the same class.
4. 4-Hers are to complete and sign the rocketry information form, available from <http://rocketry.engtech4ks.com/> or your local extension office and attach it to a 10" x 13" "manila" envelope. The envelope should contain:
  - a. Instructions on how to construct the rocket
  - b. Up to 5 pages of pictures, pictures are to be attached to sheets of paper, from both construction and launch
  - c. Documentation of any flight damage that occurred
  - d. Any modifications made to the rocket except for paint scheme and decals.
  - e. An additional page for altitude calculations if the space on the form is not enough.
  - f. Additionally, for original design rockets, also known as "scratch built" rockets:
    - i. 5 additional pages of photos are allowed
    - ii. Documentation of how the rocket was tested for stability
5. If a safety violation is noted by the judges, superintendent, or other staff, the exhibitor's rocket, at the judge's discretion, will receive a participation ribbon.
6. Rockets are to be displayed upright on a display stand with a sturdy rod that does not extend past the top of the rocket, or stand unassisted, unless the rocket is taller than 4 feet in which case no display stand is required and the rocket may be displayed on its side, rockets are not to be displayed on launch pads to save space and prevent someone from being poked in the eye.
7. Rockets ARE NOT to be displayed with used or unused rocket engines either in the rocket or as part of the stand, if rocket engines are included in the exhibit the judge may disqualify the exhibit.
8. Rockets should be flown unless there is an active burn ban in the county or conditions are too dangerous to safely launch the rocket. Just flying the last stage (the part with the nose cone) of a multi-stage rocket is acceptable.
9. Rockets, except those in the JR division, are not to be "beginner kits" or use prefabricated (molded plastic) fin assemblies, or pre-finished rockets requiring no painting, these are not acceptable outside the JR division and should be disqualified. Rockets entered in the JR division may not go on to the Kansas State Fair.
10. Angles of fins must fall within a plus or minus 2-degree variation using an approved fin alignment guide (such as KSSTAC10). An official fin guide is available from <http://rocketry.engtech4ks.com/>
11. Fins and body tubes, except those in the introductory division, are to be filled and sealed with putty, sanding sealer, and/or primer or other suitable filler to eliminate the appearance of body grooves and wood grain.
12. Fins and launch lugs are to be filleted to reduce drag and properly secure them to the model.
13. Engine mounts are to be securely attached to the body tube.
14. Any seams on plastic parts are to be sanded smooth.
15. The recovery system (typically a parachute or streamer) should be attached according to the instructions

16. The nose cone is to fit snugly but still allows for easy removal.
17. Exhibits must be uniformly painted and smoothly finished without “runs,” “orange peel,” or “alligator skin” or finished as per rocket instructions (for example, no painting required), and decals, if used, are applied smoothly.
18. Models may not be judged based on their paint scheme (colors and placement on the rocket), except for rockets that fit the definition of a ‘scale model’\* and are entered in the scale model class. All other rockets do not have to follow the suggested paint scheme, allowing the 4-H’er to display maximum creativity in the finishing of their rocket. Under no circumstances is the weight given to the paint scheme to be sufficient, by itself, to move the non-scale model from one ribbon placing to another.
19. “Scale models” entered in the scale model class may be judged based on their paint scheme. The judge may deduct up to one ribbon placing for not following the paint scheme.
20. “Scale Models” displayed in the scale model class are to be finished and completed with a majority (greater than 70%) of decals. For all other rockets the use of decals is optional.
21. Original design rockets cannot be a modification of a pre-existing kit and must be of original design.
21. Original design rockets must be designed by the exhibitor(s).
22. Exhibitor(s) must be 11 years of age (4-H age) or older to enter an original design rocket.
23. Original design rockets must include detailed instructions, so that someone could construct the original designed rocket just like a kit purchased at a store. Instructions can be as many pages as needed to convey full and complete construction techniques.
24. For a rocket entered in the original design classes, describe in the summary how the rocket was tested for stability prior to flying. Swing testing of the rocket is required. Other tests and calculations are strongly encouraged. Exhibitors must include documentation of the swing test. Failure to swing test a rocket will result in a deduction of TWO ribbon placings.
25. Rockets that use more than one ‘D’ engine or equivalent are considered mid or high-power rockets in 4-H.
26. Mid and High-Power exhibitors must be at least 14 years of age by January 1 of the current year.
27. In addition to the information packet completed for all rockets, a high power information form is to be completed and placed inside of the information packet. This may be downloaded from: <http://rocketry.engtech4ks.com/>
28. Exhibitors in the mid and high-power divisions must hold memberships in either NAR or Tripoli organizations.
29. The NAR High Power Rocket Safety Code applies to the construction and launching of all rockets displayed in this division. As such all mid and high-power rocketry exhibitors must comply with the NAR High Power Rocket Safety Code that is in effect as of October 1st of the current 4-H year.
31. All rockets in the mid and high-power divisions are to be launched under adult supervision by the 4-H member who constructed the rocket.
32. For rockets launched using an engine(s) that have 160.1 (H’ engine or equivalent amount of smaller engines) Newton’s-seconds or larger, adult supervision must be provided by an individual having at least a level 1 high power certification. The 4-H member should also hold or be attempting to attain their level 1 high power certification if launching on this large of an engine.

**Aerospace/Rocketry Educational Exhibits – Posters, Notebooks and Display Boards** Purpose: To allow 4-Hers to explore rocketry and aerospace outside the bounds of traditional modeling.

1. The General exhibit rules for ALL categories apply.
2. Exhibits are to have a clear link to the Engineering and Technology areas of astronomy, computers, rocketry, robotics and uncrewed aerial systems. Educational exhibits outside of these Engineering and Technology areas should be displayed in the other program areas. Exhibits that do not clearly show a clear and direct relationship to the Engineering and Technology project areas of ag-mechanics, ABC, astronomy, computers robotics, rocketry, or UAS as previously defined will be disqualified.
3. Exhibits in posters, notebooks and display boards must contain substantial supporting educational materials.
4. Educational display boards, posters and notebooks should be creative and showcase details about the knowledge learned in the project during the current 4-H year. Value is placed on youth who can demonstrate how their skills have increased while completing the project. Each exhibit will be judged on uniqueness, creativity, neatness, accuracy of materials, knowledge gained, and content. An exhibit judging score sheet is available at <http://rocketry.engtech4ks.com/> For example, a rocket that may have crashed and/or is highly damaged may be made into an educational display poster that tells a great story with many lessons learned.
5. Follow copyright laws, citing all sources of information in a standard notation. Sources of information must be cited on the front of your exhibit, including all posters and educational display boards.
6. Educational displays are not to exceed a standard commercial 3'x4' tri-fold display board.
7. Educational project notebooks must be organized in a 3-ring binder.
8. Any three-dimensional poster or display board exhibits may not be thicker than 2 inches.
9. Engines and igniters for rockets ARE NOT permitted with the exhibit and constitute an immediate disqualification.
10. Exhibits should possess the following qualities (in no particular order):
  - a. A Central theme
  - b. What you want others to learn
  - c. Be designed and constructed in a manner befitting the exhibit
  - d. Be something you are interested in
  - e. Be related to Astronomy, Computer System, Robotics, Rocketry, or Uncrewed Aerial Systems.

**Division E -Exhibitors 9 through 13 years old**

Class 2814	Rocketry Educational Display, or notebook, or poster board
------------	--

**Division F-Exhibitors 14 years and older**

Class 2815	Rocketry Educational Display, or Notebook, or Poster Board
------------	--

## SECTION B—ASTRONOMY

1. The 4-H member must be currently enrolled in the Astronomy project to exhibit in this division.
2. Each exhibitor may enter one exhibit per class. Exhibit must have been completed during the current 4-H year.
3. Telescopes entered in this division may be built from a kit or by original design. Pre-finished telescopes which require no construction or painting are not acceptable exhibits.
4. Telescopes are limited to no more than three feet in length. They must be placed on a stationary stand that does not allow the telescope to roll and/or fall over. The stand cannot extend past two feet in length or width.
5. Each telescope exhibit must include a "4-H Astronomy Exhibit Information Form," <https://www.engtech4ks.com/astronomy/> which should be attached to the outside of a 10" x 13" manila envelope. You must also include construction plans (or a photocopy) of the telescope and place it inside the manila envelope. For notebooks, displayed boards, and posters, no additional exhibit information is required; no manila envelopes is needed for these exhibits.
6. At least Two photographs showing telescope construction and operation are required. Photographs should be mounted on one side of an 8 ½" x 11" page. A brief caption should accompany each photograph. Place photos in the 10" x 13" manila envelope. Up to 10 photos can be included.
7. The telescope must be properly assembled and painted with a smooth and uniform finish. Decals, if used, should be attached smoothly and tightly.
8. Telescopes designed by the exhibitor must be original, not a modification of an existing kit.
9. Educational displays should be creative and showcase something specific the 4-H member has learned in the Astronomy project during the current 4-H year. Follow copyright laws, as explained in the General Rules. Site your sources of scientific information on your exhibit, when appropriate.
10. Educational displays are not to exceed a standard commercial 3' X 4' tri-fold display board. No cardboard table exhibits will be allowed. Care should be taken to use durable materials that will withstand fair conditions. No electricity will be provided.
11. Exhibitor's name, county or district, age, and year(s) in project must be tagged or labeled in a prominent location on the telescope.
12. Astronomy educational posters must be no larger than a 21" x 27" posterboard.
13. Astronomy project notebooks must be organized in a 3-ring binder.

### Junior 7-13 year olds

Class 2816	Telescope made from kit
Class 2817	Telescope made from original design

### Senior 14 years and older

Class 2818	Telescope made from kit
Class 2819	Telescope made from original design

## SECTION C—ROBOTICS (separate department at State Fair)

1. 4-H members must be currently enrolled in the 4-H Robotics project to exhibit in this division.
2. Exhibit must have been constructed and/or completed during the current 4-H year.
3. Each robot must be free-standing, without the need for additional supports in order to be moved or exhibited.
4. Robots must have automated articulated structures (arms, wheels, grippers, pneumatic, hydraulic, etc.) Game consoles that display on a screen are not

considered robots and should either be entered into the computer sciences division or electronics and renewable energy project. Robots requiring no assembly, just programming, such as Ozobots, are considered computer sciences projects as the skill is focused on the programming not on the construction of the robot.

5. Robot dimensions should not exceed 2 feet high, 2 feet wide, by 2 feet deep. If concerned about someone touching the exhibit, put your project in a case.
6. All electric components of the robot must be adequately covered or concealed with a protective enclosure. Paper is NOT considered an adequate enclosure or covering for electrical components.
7. Robots may be powered by electrical, battery, water, air, or solar source only. Robots powered by fossil fuels/flammable liquids will be disqualified. Remote control robots are allowed under certain conditions provided that the robot is not drivable. Remote controlled cars, boats, planes and/or action figures etc., are not allowed. A robot designed and constructed by two or more 4-H Robotics project members which is eligible for the Team Robotics Challenge, if entered. The Robotics Challenge is a separate class number and activity for general robotics. Robots that include weaponry of any kind will be disqualified. Weaponry is defined as any instrument, possession, or creation, physical and/or electronic that could be used to inflict damage and/or harm to individuals, animal life, and/or property.
8. Each robot must be in operable working condition. The judges will operate each robot to evaluate its workmanship and its ability to complete the required tasks for this current 4- H year. In the event the robot uses a phone, tablet, or similar device for programming AND control of the robot a video will be used to evaluate the working condition of the robot.
9. Remote controlled robots are allowed under certain conditions provided that the robot is not drivable. Robots programmed on phone/tablets need to have a specific program created, using motion controls to move the robot are not acceptable, for example "press forward on the screen to make the robot go forward". Robotic arms (hydraulic or electric) are allowed. A remote is allowed, provided more than a single action happens when a single button is pressed on the remote. Remote controlled cars, boats, planes, and/or action figures, etc. are not allowed.
10. The exhibit must include written instructions for operation, construction plans, one to three pages of project photographs or video presentation, and robot programming information, if applicable. This information should be placed inside the 10" x 13" manila envelope mentioned above. The exhibitor may enter their electronic project listed under the electric program as under the robotics project if the exhibitor so chooses. Each exhibitor is required to complete the "4 -H Robotics Exhibit Information Form" which is available through your local K-State Research and Extension office. This form must be attached to the outside of a 10" x 13" manila envelope.
11. Creativity, workmanship, and functionality will be strong criteria in judging the "Robot designed by Exhibitor" classes.
12. Exhibitor's name(s) and county or district must be tagged or labeled in a prominent location on the robot.
13. There are no county or district boundaries that must be adhered to in order to form a 4-H Robotics team. However, as mentioned in #1, each team member must be currently enrolled in the 4-H Robotics project.

#### **Division A - Intermediate – 7-8 years old**

Class 2822	Robot made from a commercial (purchased) kit
Class 2823	Robot designed and constructed by exhibitor. The robot must not be a mere modification of an existing robot kit or plan.
Class 2824	Programmable robot made from a commercial (purchased) kit
Class 2825	Junk Drawer Robot -based curriculum robot

### Division B – Junior – 9-13 years old

Class 2826	Robot made from a commercial (purchased) kit
Class 2827	Robot designed and constructed by exhibitors. The robot must not be a mere modification of an existing robot kit or plan
Class 2828	Programmable robot made from a commercial (purchased) kit
Class 2829	Junk Drawer Robot – based curriculum robot

### Division C – Senior – 14 years old and older

Class 2830	Robot made from a commercial (purchased) kit
Class 2831	Robot designed and constructed by exhibitor. The robot must not be a mere modification of an existing robot kit or plan
Class 2832	Programmable robot made from a commercial (purchased) kit.
Class 2833	Junk Drawer Robot – based curriculum robot

### Division D – Team Robotics Project

This division is designed to encourage teamwork and cooperation among fellow 4-H members. As with many high-tech projects today, no one person designs and builds a robot alone. It takes the brainstorming, planning, problem solving, and cooperation of an entire team to complete a given robotics project.

1. For notebooks, display boards, and posters, no additional exhibit information is required; no manila envelope is needed for these exhibits.
2. Exhibits are to have a clear link to the Engineering and Technology are of robotics.
3. Exhibits in posters, notebooks and display boards must contain substantial supporting educational materials.
4. Educational display boards, posters and notebooks should be creative and showcase details about the knowledge learned in the project during the current 4-h year. Value is placed on youth who can demonstrate how their skills have increased while completing the project. Each exhibit will be judged on uniqueness, creativity, neatness, accuracy of material, knowledge gained and content. An exhibit judging score sheet available at <http://robotics.engtech4ks.com>.
5. Follow copyright laws, citing all sources of information in a standard notation. Sources of information must be cited on the front of your exhibit, including all posters and educational display boards.
6. Educational displays are not to exceed standard commercial 4' high x 3' wide x 2' deep. No card table exhibits will be allowed.
7. Posters are limited to commercial 3'x4' tri-fold display boards.
8. "Construction kits" that are part of Educational displays must be contained in cases (tackle boxes, sealable containers, etc.) that may not be larger than 1'x2'x2' and must have a latch which securely keeps all components contained in the: "Construction Kits". Other components are to adhere to appropriate dimensions as state elsewhere.
9. Educational Project notebooks must be organized in a 3-ring binder. Three-dimensional poster or display board exhibits may not be thicker than 2 inches. Exhibitors' name, county or district, age and year(s) in project must be tagged or labeled on the back of the exhibit.  
Exhibits should possess the following qualities (in no particular order):
  - a. A central theme
  - b. What you want others to learn
  - c. Be designed and constructed in a manner befitting the exhibit
  - d. Be something you are interested in

If a safety violation is noted by the judges, superintendent, or other staff, the exhibitor's exhibit, at the judge's discretion, will receive a participation ribbon.

### Robotics – Team Robotics Project

Class 2835	Robot designed and constructed by two or more 4-H project members. The robot must not be a mere modification of an existing robot kit or plan. The robot may be a programmable type that is made from a commercial (purchased) kit. This division is designed to encourage teamwork and cooperation among fellow 4-H members. As with many high-tech projects today, no one person designs and builds a robot alone. It takes the brainstorming, planning, problem solving, and cooperation of an entire team to complete a given robotics project.
------------	---

### Robotics – Intermediate Division (Ages 9 – 13)

2881	Robotics Educational Display
2882	Robotics Educational Notebook
2883	Robotics Educational Poster

### Robotics – Senior Division (Ages 14 years and older)

2884	Robotics Educational Display
2885	Robotics Educational Notebook
2886	Robotics Educational Poster

### Robotics Team Robotics Project

2887	Team Robotics Educational Display
2888	Team Robotics Educational Notebook
2889	Team Robotics Educational Poster

## SECTION D—UNCREWED AERIAL SYSTEM (Separate Department at State Fair)

1. The 4-H uncrewed aerial systems or UAS project explores the world from above the trees and discovers new frontiers with UASs. UASs are commonly known as Uncrewed Aerial Vehicles (UAVs) or drones. Members explore the uses and applications of uncrewed aerial systems including how UASs link to other projects such as geology, robotics, electronics, crop science and many more.
2. The 4-H members must be currently enrolled in the 4-H project.
3. Each exhibitor may enter one exhibit per class and completed during the current 4-H year.
4. The information that accompanies the UAS must be limited to the 4-H Exhibit Information Form which is affixed to at 10" x 13" envelope. This envelope should NOT be attached to the UAS. This may be downloaded from <http://uas.engtech4ks.com/>
5. Exhibitor's name, county or district, age and year(s) in project must be tagged or labeled in a prominent location on the exhibit, educational display, notebook and/or poster.
6. Educational posters must be no larger than 21" x 27" poster board.
7. Educational displays are not to exceed a standard commercial 3' x 4' tri-fold display board. Commercially available –cience Fair Presentation Boards are encouraged. Exhibitors are encouraged to laminate all posters and maps or cover them with clear plastic film.
8. Project notebooks must be organized in a 3-ring binder.
9. If modifications are made to the exhibit a page should be attached noting those modifications
10. Uncrewed Aerial System that includes or depicts weaponry of any kind will be disqualified.
11. For scratch built UAS kits, modifications are made to the exhibit, a page should be attached noting those modifications.

**Junior Class 9-13 years**

Class 2840	Unmanned Aerial System designed/constructed with remote control, The UAS must not be a mere medication of an existing kit or plan. You may not exhibit a UAS that is purchased off the shelf in this class.
Class 2841	Unmanned constructed from a commercial kit. This includes the UAS, plus one or more of the following: video, notebook, poster, display board etc. This class is separate from Educational Exhibits. A tangible use would be mapping Russian olive trees, eroded soils and bindweed in fields. There are also many other non-agricultural UAS used that would be appropriate for this class.

**Senior Class 14 years and Older**

Class 2842	Unmanned Aerial Systems designed/constructed with remote control The UAS must not be a mere medication of the existing kit or plan you may not exhibit a UAS that is purchased off the shelf in this class.
Class 2843	Unmanned constructed from a commercial kit. This included the UAS, plus one or more of the following: video, notebook, poster, display board etc. This class is separate from Educational Exhibits. A tangible use would be mapping Russian olive trees, eroded soils and bindweed in fields. There are also many other non-agricultural UAS used that would be appropriate for this class.

1. For notebooks, display boards, and posters, no additional exhibit information is required; no manila envelope is needed for these exhibits.
2. Exhibits are to have a clear link to the Engineering and Technology areas of uncrewed aerial systems.
3. Exhibits in posters, notebooks and display boards must contain substantial supporting educational materials.
4. Educational display boards, posters and notebooks should be creative and showcase details about the knowledge learned in the project during the current 4-H year. Value is placed on youth who can demonstrate how their skills have increased while completing the project. Each exhibit will be judged on uniqueness, creativity, neatness, accuracy of material, knowledge gained, and content.
5. Follow copyright laws, citing all sources of information in a standard notation Sources of information must be cited on the front of your exhibit, including all posters and educational display boards.

**Uncrewed Aerial System – Junior Division (Ages 7-8)**

2796	Aerial System Educational Display
2797	Aerial System Educational Notebook
2798	Aerial System Educational Poster

**Uncrewed Aerial System – Intermediate Division (Ages 9 – 13)**

2799	Aerial System Educational Display
2800	Aerial System Educational Notebook
2801	Aerial System Educational Poster

**Uncrewed Aerial System – Senior Division (Ages 14 years and older)**

2802	Aerial System Educational Display
2803	Aerial System Educational Notebook
2804	Aerial System Educational Poster

## SECTION E— AG MECHANICS WELDING

1. 4-H members must be currently enrolled in the Kansas 4-H Ag mechanics (welding) project.
2. Each exhibitor may enter one exhibit per class. Exhibits must have been constructed or repaired during the current 4-H year.
3. Wheeled exhibits must utilize a braking mechanism which prevents the exhibit from freely rolling while on display.
4. Exhibitors are responsible for providing sufficient braking or “chocks” for trailer exhibits to ensure that the exhibits do not move once positioned. If using a wheel “chocking” mechanism, the two individual blocks should be connected together as a pair of chocks, so they do not become separated. At least one pair of chocks should be placed on each side of the trailer to prevent movement.
5. For trailer exhibits the tongue of the trailer should have a locking mechanism (e.g. padlock) to prevent the trailer from being moved by unauthorized individuals while being displayed. A key for the locking mechanism should be left with the superintendent and labeled with the exhibitor’s name, county, and phone number.
6. Each exhibit must be free-standing or sufficiently supported by an exhibitor supplied support system that is moveable and is part of the total demission’s and weight of the exhibit as described previously. Exhibit display boards should have a portable and moveable base, examples should be firmly affixed to the board to ensure all parts of the display stay together. No exhibits may be staked to the ground.
7. For exhibits with downward swinging parts, such as tailgates, that could pose a fall/striking/crushing hazard should have a tamper resistant locking mechanism such as a “zip-tie” or a “cotter-key” through a release pin that would prevent the swinging part from being accidentally released and falling on someone.
8. Top heavy items should be braced or placed in a stand sufficient to prevent it from toppling over while on display.
9. Repair projects having adequate original finish need not be repainted.
10. Cutting surfaces, such as blades, are to have a protective covering over them to prevent injury. The covering should be easily removed and reinstalled for judging. Foam “pool noodles” and multiple layers of cardboard are acceptable.
11. Display cases for small exhibits are acceptable and must be easily opened so the item can be removed and examined as part of judging.
12. Exhibits that include weaponry of any kind will be disqualified. Weaponry is defined as any instrument, possession, or creation, physical and/or electrical that is intended to be used to inflict damage and/or harm to individuals, animal life, and/or property.
13. If the exhibit is powered by flammable liquids (gas, propane, kerosene, etc.) the fuel tank and lines should be drained and allowed to dry, to avoid spills or potential fires.
14. Electric powered (battery, corded, solar, or alternative energy) should have a primary shutoff or disconnect switch.
15. Each exhibit, except for display boards, must include an Ag Mechanics information packet. Entry of just a packet without an accompanying exhibit is not a sufficient exhibit.
16. Each exhibitor is required to complete the “4-H Ag Mechanics Exhibit Information Form” for each exhibit, except for display boards, which is available through your local K-State Research and Extension office or at <http://welding.engtechksu.com>
17. This form must be attached to the outside of a 10” x 13” manila envelope. Do not tie the envelope to the exhibit. All revisions of all forms previously released for the division dated prior to current year are void for use and new forms must be obtained and used that are dated by the State 4-H Office for the current year.
18. Each exhibit information packet should include the following items:
  - a. Bill of materials for the project with associated costs, scrap items used may be listed as having a \$0.00 cost.
  - b. 1 to 5 pages of photos showing work on the exhibit, preferably from a beginning state to final or completed state.
  - c. If appropriate schematics or working drawings relating to the creation or repair, this is not required for display boards.
  - d. If appropriate operating instructions.

### Junior Division (Ages 7-8)

This level is designed for youth with little to no exposure in the project area so that they can gain an understanding of basic principles and methods in the given area.

2835	Welding Ag Repair. Repair of ag equipment with welding
2836	Welding Ag Fabrication. Creation of new ag equipment with welding.
2837	Welding General Repair. Repair of non-ag equipment with welding.
2838	Welding General Fabrication. Creation of non-ag equipment with welding.
2839	Welding Artistic Fabrication. Creation of artistic or interpretive pieces with welding.
2840	Brazing Repair
2841	Brazing Fabrication
2842	Smithing. A design forged with at least two different formed elements (twists and spirals for example).

### Intermediate Division (Ages 9-13)

This level is designed for youth some experience in the project area allowing them to expand on common principles and methods in the given area.

2845	Welding Ag Repair. Repair of ag equipment with welding
2846	Welding Ag Fabrication. Creation of new ag equipment with welding.
2847	Welding General Repair. Repair of non-ag equipment with welding.
2848	Welding General Fabrication. Creation of non-ag equipment with welding.
2849	Welding Artistic Fabrication. Creation of artistic or interpretive pieces with welding.
2850	Brazing Repair
2851	Brazing Fabrication
2852	Smithing. A design forged with at least two different formed elements (twists and spirals for example).

### Senior Division (Ages 14 and older)

This level is designed for youth with vast experience in the project area, allowing them to master common principles and methods and expand on advanced techniques in the given area.

2853	Welding Ag Repair. Repair of ag equipment with welding
2854	Welding Ag Fabrication. Creation of new ag equipment with welding
2855	Welding General Repair. Repair of non-ag equipment with welding
2856	Welding General Fabrication. Creation of non-ag equipment with welding
2857	Welding Artistic Fabrication. Creation of artistic or interpretive pieces with welding.
2858	Brazing Repair
2859	Brazing Fabrication
2860	Smithing. A design forged with at least three different formed elements (twists, spirals, and bulbs for example).

## **SECTION F— EDUCATIONAL EXHIBITS (Posters, Notebooks, and Display Boards)**

1. For notebooks, display boards, and posters, no additional exhibit information is required; no manila envelope is needed for these exhibits.
2. Exhibits are to have a clear link to the Engineering and Technology areas of astronomy, computers, rocketry, robotics, or uncrewed aerial systems, educational exhibits outside of these Engineering and Technology areas should be displayed in the other program areas. Just because an educational exhibit relates to the broad concept of Engineering and Technology does not qualify it to be displayed in the Engineering and Technology Educational Exhibit area. Exhibits that do not clearly show a clear and direct relationship to the Engineering and Technology project areas of ag mechanics, ABC, astronomy, computers, robotics, rocketry, or UAS as previously defined will be disqualified.
3. Exhibits in posters, notebooks and display boards must contain substantial supporting educational materials.
4. Educational display boards, posters and notebooks should be creative and showcase details about the knowledge learned in the project during the current 4-H year. Value is placed on youth who can demonstrate how their skills have increased while completing the project. Each exhibit will be judged on uniqueness, creativity, neatness, accuracy of material, knowledge gained, and content. An exhibit judging score sheet is available at <http://engtech4ks.com> For example, a rocket that may have crashed and/or is highly damaged may be made into an educational display or poster that tells a great story with many lessons learned.
5. Follow copyright laws, citing all sources of information in a standard notation Sources of information must be cited on the front of your exhibit, including all posters and educational display boards.
6. Educational displays are not to exceed a standard commercial 3' x 4' tri-fold display board. No card table exhibits will be allowed.
7. "Construction Kits" that are part of educational displays must be contained in cases (tackle boxes, sealable containers, etc.) that may not be larger than 1' x 2' x 2' and must have a latch which securely keeps all components contained in the "Construction Kits". Other components are to adhere to appropriate dimensions as stated elsewhere.
8. Educational Project notebooks must be organized in a 3-ring binder.
9. Any three-dimensional poster or display board exhibits may not be thicker than 2 inches.
10. Engines and igniters for rockets ARE NOT permitted with the exhibit and constitute an immediate disqualification. This is for safety reasons and includes both spent and live engines.
11. Exhibitor's name, county or district, age, and year(s) in project must be tagged or labeled in a prominent location on the notebook, and/or "Construction Kit." For education displays and/or posters the exhibitor's name, county, or district, age, and year(s) in project must be tagged or labeled on the back of the exhibit.
12. Exhibits should possess the following qualities (in no order):
  - a. A Central theme
  - b. What you want others to learn
  - c. Be designed and constructed in a manner befitting the exhibit
  - d. Be something you are interested in
  - e. Be related to Astronomy. Computer System, Robotics, Rocketry, or Unmanned Aerial System
  - f. As well as those characteristics described above.
13. If a safety violation is noted by the judges, superintendent, or other staff, the exhibitor's exhibit, at the judge's discretion, will receive a participation ribbon.

**Astronomy – Intermediate Division (Ages 7 – 13)**

2869	Astronomy Educational Display
2870	Astronomy Educational Notebook
2871	Astronomy Educational Poster

**Astronomy – Senior Division (Ages 14 years and older)**

2872	Astronomy Educational Display
2873	Astronomy Educational Notebook
2874	Astronomy Educational Poster

**Aerospace/Rocketry – Junior Division (Ages 7 – 13)**

2875	Aerospace/Rocketry Educational Display
2876	Aerospace/Rocketry Educational Notebook
2877	Aerospace/Rocketry Educational Poster

**Aerospace/Rocketry - Senior Division (Ages 14 years and older)**

2878	Aerospace/Rocketry Educational Display
2879	Aerospace/Rocketry Educational Notebook
2880	Aerospace/Rocketry Educational Poster

**DEPARTMENT —ENTOMOLOGY**

Department Chair: Sharon Dobesh-Beckman

**ENTRY & JUDGING:** Thursday, JULY 23; 1:00 p.m.

1. Exhibits are to reflect part of exhibitor's learning experience in the entomology project. Refer to the publication "*4-H Entomology: Collecting and Exhibiting*" revised April 2009 for guidelines on the project. **We are transitioning from the taxonomy as listed in the "Insects of Kansas" book to the taxonomy listed on the "insects in Kansas Book: 2022 Revised Taxonomy" which follows [www.bugguide.net](http://www.bugguide.net).**
2. A 4-H member may choose to exhibit in the collection educational class and/or notebook class for the phase in which they are enrolled.
3. Collections for all phases are to be placed in **plexiglass** covered (Plexiglass required) wooden boxes with outside measurements of 18 x 23 x 3½". See "4-H Entomology:

Collecting and Exhibiting" publication. Exception: Introductory Entomology may be displayed in small cardboard or plastic display boxes (one or two boxes with total display area no more than 129 square inches): Boxes can be homemade by placing a layer of polystyrene foam in the bottom of a shoe box, school box or storage container, or can be purchased from a biological supply company. For the exhibit, the boxes should be covered with a piece of plastic wrap or acrylic glass taped across the top of the box.

4. Each exhibitor is required to identify each box with two identification labels by placing an identification label bearing exhibitor's name, county or district, the class and **statement of taxonomy used**. The number of order, specimens (and families where required) must be included on both of the exhibitor's box identification labels. One label goes in the upper left-hand corner of the box (inside) of each box, and another on the lower right corner on the outside of the box. Only one adult insect per species can be used in the collection boxes and notebook classes, unless labeled as male or female and correctly identified. Arrange specimens in the box so it can be displayed lengthwise. Two labels should be centered on the pin beneath each specimen. First (closest to the specimen) is the common name label and the second label is a date/locality label. Full county name, state abbreviation should be on the second label. "Collector's name (or host) on the date/locality label is optional". 4- H'ers may choose to use one of two taxonomies:
  - (a) as Printed in "Insects of Kansas" book or
  - (b) As printed on the "Insects in Kansas Book:2021 Revised Taxonomy", which Follows [www.bugguide.net](http://www.bugguide.net).
5. Specimens in a collection may be carried over from year to year, as long as they are in good condition and are mounted properly. All specimens in poor condition should be replaced except for the "rare find." A battered "rare find" is better than no find at all. As a 4-H member moves from one phase to another, there should also be added a substantial number of new specimens.
6. When exhibiting in a class for more than one year there should be a definite improvement from year to year.
7. Insect specimens for county exhibits may be collected from any state, but remember, if you should be able to go to the State Fair, it requires that insects be from Kansas or one county into bordering states and labeled accordingly to count. **Insects may be collected from one county into bordering states and labeled accordingly. Please refer to "Entomology Collection Exhibit Resource" for full details on out- of-state insects in collections. Purchased insects are not to be exhibited in collections, but they may be used in educational displays.**
8. Only specimens of the class Insecta should be included.
9. **Educational classes** are limited to one standard box and a maximum of 150 specimens, and work performed during the current year. The title of the exhibit should be indicated inside the box. The purpose of the project is to learn more about the importance, life cycles, biology, ecology, diversity, etc., of insects and related arthropods. Subject matter can be varied as the animals themselves.
10. Specimens of soft bodied insects such as aphids, lice, collembola, termites etc. should be exhibited in alcohol filled vials, however, the use of alcohol filled vials should be limited to only those specimens that lose their shape when pinned, since the vials pose a significant hazard to the rest of the collection if they become loose in transit.
11. Introductory Entomology does not qualify for State Fair.
12. After the first year in Entomology, all 4-H members need to add an 8 1/2" by 11" sheet of paper to their collection that states what they did to improve their photo collection notebook for the current year. This should include how many new insects were added to the display box (please list) how many insects were replaced in the display box (please list), and number of new orders and/or families were added to the display box. Other optional things that could be included are number of insects caught for the year, number of new Orders added this year, number of talks and/or demonstrations given, activities participated in leadership roles, etc. This paper should be taped to the upper left corner on the front of the display box.

13. The following insects are listed as Threatened or Endangered by the Fish and Wildlife Service. Because of this, no specimens of the below species may be caught or displayed in insect collections or educational displays. If specimens of these species are included in collections or educational displays it be considered a major violation and the project will be dropped one ribbon placing.
  - (a) American Buryng Beetle (*Nicrophorus americanus*)
  - (b) Monarch Butterfly (*Danaus plexippus*)
  - (c) Eastern Regal Fritillary Butterfly (*Argynnis idalia* or *Speyeria occidentalis*),  
Western Regal Fritillary Butterfly
  - (d) Great Spangled Fritillary (*Speyeria Cybele*)
14. A minimum of 10 new specimens must be added and/or replaced each year.
15. Do not put the spindle-shaped bag of a Bagworm (in your collection as a female example of the species). These bags must be cut open to determine if the caterpillar inside is a male or female. Opening the box to confirm ID correctness could pose a significant risk to the collection.
16. Champion and reserve champion will be awarded in: Introductory, beginning, Intermediate and Advanced

## SECTION A-ENTOMOLOGY

### INTRODUCTORY ENTOMOLOGY

Class 2401	Introductory Entomology Designed for Beginners: 4-H'ers may exhibit in this class a maximum of three years. Insects may be displayed in one or two boxes (see rule # 4 above). Number of specimens: 15 minimum, 29 maximum. Collections must contain a minimum of six orders, with a minimum of two specimens in six orders exhibited. Follow the general guidelines listed for collections and labels. This class does not qualify for State Fair.
------------	--

### BEGINNING I ENTOMOLOGY

Class 2402	Class Collection: This class consists of a collection displayed in one standard box with a minimum of 50 and a maximum of 124 species representing at least 7 Orders. Specimens should be grouped in the box according to order. Order labels should be pinned to the base of the box. Follow the general instructions above. State Fair qualification: members can exhibit in this class a maximum of 3 years, or until they receive a purple ribbon in this class at the Kansas State Fair, whichever comes first.
------------	--

### BEGINNING II ENTOMOLOGY

Class 2403	Class Collection: This class consists of a collection displayed in one standard box with a minimum of 75 and a maximum of 150 species representing at least 9 orders. Specimens should be grouped in the box according to order. Follow the general instructions above. State Fair qualification: members can exhibit in this class a maximum of 3 years or until they receive a purple ribbon in this class at the Kansas State Fair.
Class 2404	Beginning I & II Educational Exhibit, see rule 9

## INTERMEDIATE CLASS

Class 2420	Class Collection: This class consists of a collection displayed in one or two standard boxes with a minimum of 100 and a maximum of 290 insects representing at least 10 Orders. Family identification is required for all insects in any two of the following six orders: <b>(Only two will be counted for judging)</b> <b>(a) "Insects in Kansas" book – Orthoptera, Hemiptera, Homoptera, Coleoptera, Hymenoptera and/or Diptera OR</b> <b>(b) "Insects in Kansas Book: 2021 Revised Taxonomy", which Hemiptera, Coleoptera, Hymenoptera and/or Diptera.</b> On a piece of paper list what you did to improve your collection during the current year. State Fair qualification: members can exhibit in this class a maximum of 3 years.
Class 2421	Intermediate Educational Exhibit, see rule #9

## ADVANCED ENTOMOLOGY

Class 2430	Class Collection: This is a display of a minimum of 150 and a maximum of 450 insects representing at least 12 orders. Three standard boxes can be used. Family identification is required for all insects belonging to the six basic Orders (those listed under the Intermediate Class). Family identification of insects in the remaining Orders is optional, but desirable as long as accuracy is maintained. All butterflies appearing in the collection should be labeled with the correct common name. Members may continue to exhibit in this class for an unrestricted number of years as long as they remain eligible for 4-H membership. <i>State Fair qualification:</i> member may continue to exhibit in this class at the State Fair for an unrestricted number of years as long as they remain eligible for 4-H membership. <b>On a piece of paper list what you did to improve your collection during the current year. Examples: what insects did you add or replace; what orders and/or families you added; what Leadership you provided in this project; and/or what insects you have studied attach a paper to the back of one of the display boxes.</b> Member must list on the back of the box what he/she did this year to improve the project.
Class 2431	Advanced Educational Exhibit, see rule #9

## NOTEBOOK CLASSES:

Individual entries are to be placed for display in a three-ring notebook for competition. For the Intermediate and Advanced level, two notebooks may be used. A Title Page must be placed in the front of the second notebook. (Refer back to Rule #3 in Notebook Rules).

1. 4-H'ers may choose to use one of two taxonomies:
  - (a) **"Insects in Kansas" book – Orthoptera, Hemiptera, Homoptera, Coleoptera, Hymenoptera, and/or Diptera or**
  - (b) **"Insects in Kansas Book: 2021 Revised Taxonomy", which follows [www.bugguide.net](http://www.bugguide.net) – Odonata, Orthoptera, Hemiptera, Coleoptera, Hymenoptera and/or Diptera.**

2. 4-H'ers who have been previously enrolled in or are currently enrolled in the other phases of the Entomology project need to start with the Beginning Phase of Entomology Notebooks, not the Introductory phase.
3. Each exhibitor is required to identify the notebook by placing a Title Page in the front of the notebook bearing the exhibitors name, county or district and class 4-H'er is enrolled in and state of taxonomy used. The number of orders, specimens and families (required in Intermediate and Advanced classes) must also be included on the Title page.
4. Specimen pages should be grouped according to order and should include one page per species. If more than one insect is in the photo, an arrow to indicate identified insect should be used.
5. Date, common name, full county name and state abbreviation should be included for each species. Collector's name on the specimen page is optional.
6. Specimen pages should have two different views of insects if possible. If pictures are taken on different dates/localities, include information for both.
7. A statement describing the habitat where found/host plant may be included and is encouraged and will be worth a bonus 10 points total, not per page. For Intermediate and Advanced notebooks, this is strongly encouraged.
8. A divider page is to be placed in front of each order of insects with the order name printed on the tab for the page as well on the front of the divider page.
9. For the Intermediate and Advanced classes, insects are also to be grouped by family behind each order divider.
10. After the first year in Entomology, all 4-H members need to add an 8 ½ by 11-inch sheet of paper to their Photo Collection Notebook that states what they did to improve their notebook for the current year. This should include how many new insect photo pages were added to the Notebook (please list), and number of new orders and/or families added to the Notebook. Other optional things that could include are number of insects photographed for the year, number of new Orders added this year, number of talks and/or demonstrations given, activities participated in, leadership roles, etc. This paper should be placed right behind the Title page in your Notebook.
11. A minimum of 10 photo pages of new species must be added and/or replaced each year.
12. A special project must be completed each year and included in the notebook. See project guideline materials for specifications. <http://www.kansas4-h.org/agriculture-and-natural-resources/entomology>

## SECTION B—ENTOMOLOGY COLLECTION NOTEBOOKS

Class 2440	Introductory Collection Notebook - Display a minimum of 10 and a maximum of 29 insect species representing at least 6 different orders. Follow the general guidelines listed for Notebooks, including the special project. A 4-H member may exhibit in this class for a maximum of two years.
Class 2441	Beginning Collection Notebook - Display a minimum of 20 and a maximum of 50 insect species representing at least 7 different orders. Follow the general guidelines listed for all Notebooks, including the Special project. A 4-H'er may exhibit in this class for a maximum of three years or until they receive a purple ribbon at the Kansas State Fair, whichever comes first.
Class 2442	Intermediate Collection Notebook Display a minimum of 60 and a maximum of 100 species representing at least 9 orders. Follow the general guidelines listed for Notebooks, including the Special project. In addition,

	<p>family identification is required for all insects in any two of the following six orders: (Only two will be counted for judging).</p> <p>(a) <b>“Insects in Kansas” book – Orthoptera, Hemiptera, Homoptera, Coleoptera, Hymenoptera, and/or Diptera OR</b></p> <p>(b) <b>“Insects in Kansas Book: 2022 Revised Taxonomy”, which follows Odonata, Orthoptera, Hemiptera, Coleoptera, Hymenoptera and/or Diptera.</b></p> <p>A 4-H'er may exhibit in this class for a maximum of three years. A 4-H'er may move up if they receive a purple ribbon.</p>
Class 2443	<p>Advanced Collection Notebook -Display a minimum of 100 and a maximum of 200 species representing at least 12 orders. Follow the general rules listed for Notebooks, including the Special project. Follow the general guidelines listed for Notebooks. Family identification is required for all insects belonging to the six basic orders as outlined under the Intermediate phase. Only families in the above six orders will be counted for judging. Family identification of insects in the remaining orders is optional, but desirable as long as accuracy is maintained. Members may continue to exhibit in this class for an unrestricted number of years as long as they remain eligible for 4-H membership</p>

### SECTION C – ENTOMOLOGY EDUCATIONAL DISPLAY

Share with others what you learned in this project. Exhibit any activity or learning experience related to the field of entomology or the Teaming with Insects curriculum that does not fit into Entomology Collection or notebook classes. The exhibit may be, but is not limited to original work, digital presentations presented on a zip drive (must provide printed hard copy for exhibit purposes for duration of state fair), programs, websites, games, apps, display box, notebook, display or poster which you have made. If the exhibit is a wooden display box, it must be 18 X 23 X 3.5 inches with a clear plastic top and displayed horizontally. If the exhibit is a poster, it must not be larger than 21 x 27. If the exhibit is a display, maximum size is not exceed a standard commercial 3' x 4' tri-fold display board. Refer to Entomology General Rule 14 for information on Threatened and Endangered Species specimens that cannot be displayed in Educational Exhibits.

Class 2450	Beginning Educational Display 7-8 years of age
Class 2451	Intermediate Educational Display 9-13 years of age
Class 2452	Advanced Educational Display 14 and older

### SECTION D - Monarch Butterfly Educational Display Rules:

Monarch Butterflies were officially put on the Endangered Species list on July 21, 2022. Having the specific name *Danatus plexippus*, this migratory butterfly is well known for its spectacular annual journey of up to 3,000 miles across the Americas. It is now threatened with extinction due to habitat loss and climate change. 4-H members can play a critical role in helping bring habitat back for the Monarch Butterfly. They can help educate the public on ways to establish food sanctuaries for this butterfly species and help bring them back from the threat of extinction.

1. Exhibits should teach the public about the Monarch Butterfly and/or ways to protect and conserve it. The information could show nectar sources for adult butterflies and food sources for caterpillars, Monarch tagging activities, collection of native milkweed and the packaging it to give to others to plant, a group working together to plant a Monarch friendly garden, etc.
2. 4-H members may create a poster, notebook, standard size tri-fold diorama, slide show or other visual display that shows information on Monarch Butterflies.
3. 3. Specimens of the actual Monarch Butterfly insect, caterpillars, or chrysalis **MAY NOT BE USED** in these displays. If a slide show is created, it should be presented on a zip drive along with a printed copy of the presentation.

Class # 2460	Beginning Monarch Butterfly Educational Display Class: for 4-H members enrolled in Beginning I or II Entomology.
Class # 2465	Intermediate Monarch Butterfly Educational Display Class: for 4-H members enrolled in Intermediate Entomology
Class # 2470	Advanced Monarch Butterfly Educational Display Class: for 4-H members enrolled in Advanced Entomology

## DEPARTMENT —FASHION REVUE

### Assistants: 4-H Council Fashion Revue Committee

**PRE-REGISTRATION: Due July 1 – Pre-registration; no late entries accepted. Due July 10 – Descriptions for script are due by 5:00 p.m. Friday for those participating in the public revue; no late scripts or changes will be accepted.**

**JUDGING: Wednesday, July 15; 8:30 a.m. – Manhattan Catholic School, 296 S. Juliette**

**PUBLIC REVUE: Wednesday, July 15; 7:00 p.m. – Manhattan Catholic School (Exhibitor may only model 2 outfits),**

1. Only members enrolled in clothing, knitting, and crocheting projects may enter the Fashion Revue. Exhibitors are limited to 2 constructed and 2 purchased garments.
2. Standards for Exhibitor: To understand and demonstrate a wardrobe plan; to understand how selected garment(s) and accessories enhance his/her personal/public presentation; to understand the value of this garment/outfit and how it fits into the family's clothing budget; to be able to describe how they have accepted personal responsibility in caring for their garment/outfit; to visually demonstrate personal fitness and grooming and clothing/accessories comfort and safety; to be able to describe how they have cared for the garment/outfit and how it has proven to fit into their wardrobe plan.
3. Senior Champion and Reserve Champion only they are eligible to participate in the State Fair Fashion Revue. **The majority of the outfits must be constructed. Everything commonly considered an outer garment must be constructed (vest, jacket, dress, skirt, pants, coat, etc.) A sweater, shirt, or blouse that is worn beneath another constructed garment can be purchased or made.** (This does not include Jr. or Intermediate)
4. Constructed clothing exhibited in the Fashion Revue must be exhibited in the Clothing and Textiles Department at the County Fair.
5. Contestants will be required to complete activity sheets and bring with them to judging on JULY 15. These forms will be sent to the contestants.
6. 4-H'er must be present at Fashion Revue Judging to participate.
7. Junior, Intermediate and Senior champions and reserve champions will be awarded.

**SECTION A—CONSTRUCTED GARMENTS  
REVUE**

**CLOVERBUDS: 5-6 YEARS OLD**

Class 1501	Constructed Fashion Revue for 4-H'ers enrolled in Cloverbud project.
------------	--

**JUNIOR: 7-9 YEARS OLD**

Class 1510	Constructed Fashion Revue for 4-H'ers enrolled in Clothing and Textiles
------------	---

**INTERMEDIATE: 10-13 YEARS OLD**

Class 1520	Constructed Fashion Revue for 4-H'ers enrolled in Clothing and Textiles, for themselves or for another individual.
------------	--

**SENIOR: 14-19 YEARS OLD**

Class 1530	Constructed Fashion Revue for 4-H'ers enrolled in Clothing and Textiles, for themselves or for another individual.
------------	--

**SECTION B—PURCHASED GARMENTS REVUE**

1. A majority of the outfit must be purchased for the project or made by another individual for the 4-H'er if the fabric and pattern were chosen by the 4-H'er.
2. Standards for the exhibitor (same as those listed for constructed garments revue).
3. Contestants will be required to complete activity sheets and bring with them to judging on July 15. Forms will be sent to contestants.
4. Senior champions and Reserve Champions are eligible to participate in the State Fair Fashion Revue.
5. 4-H'er may not model the same outfit as exhibited in previous years.
6. Champion and reserve champion entries from this division will be displayed during the County Fair.
7. Junior, Intermediate and Senior champions and reserve champions will be awarded.

**CLOVERBUDS: 5-6 YEARS OLD**

Class 1540	Youth enrolled in the Cloverbud project
------------	---

**JUNIOR: 7-9 YEARS OLD**

Class 1550	Enrolled in Clothing and Textiles
------------	-----------------------------------

**INTERMEDIATE: 10-13 YEARS OLD**

Class 1560	Enrolled in Clothing and Textiles
------------	-----------------------------------

**SENIOR: 14-19 YEARS OLD**

Class 1570	Enrolled in Clothing and Textiles
------------	-----------------------------------

## DEPARTMENT –FIBER ART

Department Chairs: Jada Sharp  
Jr Superintendent: Amaree Wiebers

**ENTRY & JUDGING:** Thursday, JULY 23; 10:00 a.m.

### SECTION A – FIBER ART

1. Fiber Arts is defined as any method of creating a unique design with fiber, fabric, or yarn. This may include weaving, crochet, knitting, needlepoint; or when existing fabric is changed into something quite different such as quilting or embroidery.
2. NON textile (examples include wood reed, straw, grass, etc.) baskets/pieces should be entered in the Visual Arts Division.
  1. 4-H members may exhibit a maximum of **four exhibits** in this section.
  2. Members qualifying for the Kansas State Fair are permitted to exhibit one item per section, for a total of up to 3 items at State Fair.
  3. When exhibiting articles normally worn as a pair, both articles must be exhibited together. Fasten articles together with appropriate material for the article.
  4. Labels: Type or print on 3"x 2 1/2" piece of cloth: class number and exhibitor's name. Sew or safety pin this ID label on the corner of flat articles. For garments, attach ID label to the front left shoulder seam, or left side of waistband, as if you were wearing the garment.
  5. Wearable garments may be entered in Fiber Art and modeled as entries in 4-H Fashion Revue.
  6. The exhibitor may attach an index card, no larger than 3" x 5", with the entry form to give the judge any information which the exhibitor thinks would be helpful for the judge to know. Explain whether the fabric was created by hand or by machine for the knitted article. Explain if the exhibit contains any recycled materials or is an original design.
  7. When the exhibit is a sewn garment that also includes one or more Fiber Art techniques (i.e. knitting, crochet, needle arts, or patchwork and quilting), the determination of what department (Clothing or Fiber Art) and class in which to enter will be left with the 4-H participant. 4-H'er must be enrolled in either Clothing or Fiber Art.
  8. Exhibits from the Fiber Arts classes qualify for State Fair, if the exhibitor is at least 9 years of age and received a purple placing on the entry.
  9. Junior and senior champions and reserve champions will be awarded in this section.

### JUNIOR: 7- 9 YEARS OLD

Class 1301	Crochet
	Knitting – made by hand or machine, including felted items made from knitting
	Needle Arts – embroidery, cross-stitch, needlepoint, candle wicking, crewel, lacework and applique
	Patchwork and Quilting
	Rug Making – braiding, latch hook, tying etc.
	Spinning – a skein with minimum 10 yards in length
	Weaving – a fiber woven article
	Ethnic Arts – batik, mud cloth, bobbin weaving, tating, felted items
	Macrame`
	Other – (not a qualified State Fair class)

**INTERMEDIATE: 10-13 YEARS OLD**

Class 1305	Crochet
	Knitting – made by hand or machine, including felted items made from knitting
	Needle Arts – embroidery, cross-stitch, needlepoint, candle wicking, crewel, lacework, and applique
	Patchwork and Quilting
	Rug Making – braiding, latch hook, tying etc.
	Spinning – a skein with minimum 10 yards in length
	Weaving – a fiber woven article
	Ethnic Arts – batik, mud cloth, bobbin weaving, tatting, felted items
	Macrame`
	Other – (not a qualified State Fair class)
	Fiber Arts Educational Notebook - Should include a narrative section describing fiber art. It should include a clear description of the project, technique, budget, supplies, goals, accomplishments, successes, failures, and future plans. It may include samples of techniques, how-to, photographs of completed projects, or other ways of educating others about fiber arts.

**SENIOR: 14-19 YEARS OLD**

Class 1310	Crochet
	Knitting – made by hand or machine, including felted items made from knitting
	Needle Arts – embroidery, cross-stitch, needlepoint, candle wicking, crewel, lacework, and applique
	Patchwork and Quilting
	Rug Making – braiding, latch hook, tying etc.
	Spinning – a skein with minimum 10 yards in length
	Weaving – a fiber woven article
	Ethnic Arts – batik, mud cloth, bobbin weaving, tatting, felted items
	Macrame`
	Other – (not a qualified State Fair class)
	Fiber Arts Educational Notebook - Should include a narrative section describing fiber art. It should include a clear description of the project, technique, budget, supplies, goals, accomplishments, successes, failures, and future plans. It may include samples of techniques, how-to, photographs of completed projects, or other ways of educating others about fiber arts.

**DEPARTMENT —FOODS AND NUTRITION**

Department Chair: Hilary Rombeck

Assistants: Lisa Brummett, Angie Bond, Janie Dunstan

Jr: Madi & Carly Rombeck, Sierra McCabria, Lane

Sharp, Evea & Elliott Dunstan

**ENTRY& JUDGE:** Wednesday, JULY 22; 10:00 a.m.

Read general rules.

1. **ENTER DIVISION ACCORDING TO 4-H AGE.** A member can exhibit up to 4 entries in the appropriate age category. If showing an educational display that will be considered one entry. A member can exhibit one gift basket in addition to their 4 entries.
  - (a) The gift basket should contain 3 cookies, 3 muffins, 3 bread sticks, 1 cake, 1 loaf bread, 3 yeast rolls, etc. or as stated.

2. Remove baked products from baking pans and place on disposable plates or on covered cardboard, cut to fit the size of the product. Place all products, except cakes, in a clear plastic bag.

**\*\*Perishable Foods are considered:**

- Those with custard and cream cheese type fillings and frostings, or foods that require refrigeration.
  - NO separate layers of perishable products in products
  - NO bacon of any kind is allowed.
  - NO fresh fruit garnishes.
  - NO alcohol should be included as an ingredient in food entries.
  - +++ Fruit and pecan pies **ARE** acceptable ++
3. If you decide to make a frosting or filling with perishable ingredients, you will need to provide the equation showing it has at least a 65% sugar content. Please find the equation in publication MF3544 <https://bookstore.ksre.ksu.edu/pubs/MF3544.pdf>. If you do not provide the equation, your recipe will be considered perishable and will be disqualified.
  4. All frosted cakes shall be entered in cardboard boxes or disposable plastic containers.
  5. All unfrosted cakes shall be entered in cardboard boxes or disposable plastic containers and in an upright position with top crust showing, except for those cakes made with special designs such as Bundt cakes. They should have top crust side down. Do not cut off the bottom of the cake.
  6. Any baked product that cannot be removed from the pan should be exhibited in a disposable container.
  7. Loaves of bread must be whole and uncut. Cookies, muffins, cupcakes, biscuits, and rolls must be the same shape and have the same recipe.
  8. All ages may exhibit yeast breads at the county fair.
  9. Exhibitors must receive a purple ribbon at the county fair and be 9 years old as of January 1 of current year, to exhibit at State Fair.
  10. All exhibits are to be labeled and recipe attached when entered.
    - (a) The label should be pasted on the bottom and should give a class number, name of exhibitor.
    - (b) Each food exhibit must be labeled on the bottom with a descriptive name of the product. Examples: Banana Nut Bread; Double Chocolate Layer Cake
    - (c) Entry tag should be filled out completely and placed with exhibit before the transparent wrap is put on. Name and class number must be visible.
    - (d) A recipe must be included with each exhibit. The source should appear on the recipe card; also include contestant's name and 4-H club. **If no recipe the entry will be docked one ribbon placing.**
  11. All food products will be judged on appearance and taste. Emphasis will be placed on nutritional value of foods.
  12. A small portion of all non-perishable food items will be put on display for the public. Displayed food will be monitored throughout the fair and any food that begins to deteriorate will be discarded.
  13. Sale of Food Products: Non-perishable exhibits will be placed on sale with the proceeds going to the 4-H Council. The sale, conducted by the Foods/Nutrition Department, will start Wednesday, JULY 22; 3:00 p.m. and again Thursday, JULY 23; 8:00 a.m.
  14. **2026 4-H Food Project Auction:** 4-Hers receiving champion will have the opportunity to sell a food product during the 4-H Auction on Monday, JULY 27; 7:00 p.m.  
Guidelines:
    - (a) 4-H'er will be required to complete an "intent to sell card" and return it to the Fair Office by Saturday, JULY 25; 10:00 p.m.
    - (b) No 4-H'er may sell more than one item in the Auction (food or animal).

- (c) 4-H'er will be required to bring a freshly baked product to the sale. Baked product should be packaged in a non-returnable covered container of the 4-H'ers choice. Items should be packaged as follows:  
 Cake, pie, bread ring, bread loaf, quick bread, etc. –1 product  
 Cookie, bar cookies – 3 dozen  
 Muffin, rolls, etc. – 2 dozen
- (d) 4-H'er must accompany their exhibit and be present at the auction to participate in the 4-H Food Project Auction. 4-H'ers are expected to sell at their assigned time as listed in the sale program.
15. **EDUCATIONAL DISPLAYS:**  
**ENTRY & JUDGE:** Wednesday, JULY 22; 10:00
- (a) Displays indicated under each project level are related to information from the 4-H project material and will be based on the current USDA guidelines.
- (b) A **poster or notebook** describing and explaining the chosen subject may be used. Color pictures, drawings, and/or written descriptions may be included. Check the project material for guidance.  
**Educational Poster** will illustrate information/skills learned in the project such as food science principles, nutritional value of food, cost comparisons, characteristics of special ingredients, and meal management.  
**Menu planning notebook** for an individual: four weeks, one for each season. Take into account age, sex, activity level, desirable weight. Menus should provide adequate nutrition at a moderate cost. Include costs of meals and explain how menus fulfill the current Choose My Plate recommendations and USDA dietary guidelines.  
**Poster** size is 21" x 27" and must be able to be hung in poster racks at the fair. Posters will be judged on 60% nutrition information and 40% appearance.
- (c) Poster should be 3 or 4 ply.
16. Junior, Intermediate and Senior champions and reserve champions will be awarded in each age division.

## SECTION A-FOODS & YEAST BREADS

### CLOVERBUDS: 5-6 YEARS OLD

Class 1700	Food Product for youth enrolled in the Cloverbud project
------------	--

### JUNIOR: 7-9 YEARS OLD

Class 1710	Food Product
Class 1711	Educational Exhibit

### INTERMEDIATE: 10-13 YEARS OLD

Class 1720	Food Product
Class 1721	Educational Exhibit

### SENIOR: 14-19 YEARS OLD

Class 1730	Food Product
Class 1731	Educational Exhibit

## SECTION B—ALTERNATIVE BAKING METHODS (For all ages enrolled in foods and nutrition)

- This category allows youth to modify recipes to utilize common baking substitutes such as gluten free, dairy free, vegan, etc.
- Champion and Reserve Champion will be named.

Class 1750	Alternative Baking Methods
Class 1751	Educational Display

**SECTION C—FOOD GIFT PACKAGE**  
**(For all ages enrolled in foods and nutrition)**

Champion & Reserve Champion will be named in the Food Gift Package section.

Class 1760	<p>Food Gift Package ---</p> <p>A food gift package must contain at least 3 different non-perishable food items, prepared by the 4-Her, in a suitable container no larger than 18"x18"x18". All items exhibited within the gift basket must conform to the rules and regulations of the foods division. Additional homemade food items beyond the 3 minimum or purchased items may also be included in the gift basket. On an attached piece of paper answer these questions: a) what is the intended use; b) what food safety precautions were taken during and after preparation? Prepared food items must have recipes attached with the entry. Herbs, vegetables and garlic in oil are considered perishable.</p> <p>Canning jars should not be used for baking per manufacturer's instructions. They could break during baking.</p>
------------	--

**DEPARTMENT —FOOD PRESERVATION**

Department Chair: Deandra Anderson

**ENTRY & JUDGE:** Wednesday, JULY 22; 10:00 a.m.

1. Read general regulations.
2. All exhibits must have been preserved in 2025-2026 (after July 29, 2025) 4-H year. Limited to six entries.
3. Exhibits must be processed in clean, clear standard canning jars, with matching brand (ex: use Ball® lids on Ball® jars, or Kerr lids on Kerr jars, etc.) two-piece lids. Do not use colored jars, fancy padded lids, fabric over wraps or cozies as they interfere with the judging process. No fancy packs unless recipe states to do so (ex: Pickled asparagus.) Jars must be sealed when entered. For food safety reasons, the size of jars used must not be larger than the jar size state in the recipe (ex: Salsa is canned in pint jars only, no quarts). Note: there are 12-ounce, 23-ounce and 27-ounce canning jars available and may be used. Use pint jar process recommendations for 12-ounce jars. Use quart jar process recommendations for 23 ounce and 27-ounce jars.
4. Each jar exhibited must be labeled with a uniform label placed 1" from the base of jar. You may need to make a label using an adhesive mailing label. The label must give: Class No, Division, Product, Canning Method (water bath, weighted gauge or dial gauge presser method), Altitude, Process Time, Pressure (psi), date processed including month and year, Name, and County/District.
5. Judging: The exhibits will be judged on recipe and quality of canned product. Current USDA recommended methods must be used. No open kettle or oven canned processed food will be allowed. Pickles and sweet spreads must be finished using the water bath process for the altitude of where processed. Low acid products must be pressure processed properly for the altitude of where processed.
6. Each exhibit must include a copy of the complete recipe and instructions. Recipe must include recipe source, date of publication and altitude of where food was processed. If using Mrs. Wage's or Ball mixes, indicate the date purchased. **Recipes must be from 1995 to present date. Recommended recipe resources include:**
  - \* **K-State Research and Extension Food Preservation publications**
  - \* **USDA Complete Guide to Home Canning**
  - \* **So Easy to Preserve, 6<sup>th</sup> edition, The University of Georgia Extension**

- \* **Ball Blue Book Guide to Preserving**
- \* **Blue Complete Book of Home Preserving**
- \* **All New Ball Book of Canning and Preserving**
- \* **Canning mixes (i.e. Mrs. Wage's Ball)**
- \* **Pectin manufacturers (i.e. Sure-Jell, Ball)**
- \* **<http://www.rrc.k-state.edu/preservation/recipes.html>**
- \* **Recipes not using a trusted source will be disqualified.**

7. Containers may be opened at the discretion of the judge.
8. There are no safe recommendations to can white peaches or elderberries.
9. Dried Foods: One kind of dried food product to be in a small jar, with lid but not sealed or other "see-through" container. Suggested amount: 1/3 to 1/2 cup, or 3 to 4 pieces per exhibit. All meat jerky should be heated to 160 degrees F (internal temperature using a metal stem-type thermometer. This is not the drying temperature! Jerky not heated to 160 degrees F will not be judged. Refer to pages 6-7 in the Extension publication 4-H 712 "Food Safety Recommendations for Fair Exhibits" for instructions to prepare meat jerky according to USDA recommendations.
10. If using Presto precise digital canner, please indicate the appliance is used and if it was used for water bath or pressure canning.
11. **Riley County Fair and State Fair rule** – No alcohol should be included as an ingredient in food preservation entries. Entries with alcohol in the recipe will be disqualified and not be judged.
12. Jar band is to be on the jar.
13. Junior, Intermediate and Senior champions and reserve champions will be awarded.

## SECTION A—FOOD PRESERVATION

### JUNIOR: 7- 9 YEAR S OLD

Class 1901	Sweet Spreads (Fruit and/or Vegetables), Syrups 1 jar
	Fruits, Juices, Fruit Mixtures (Salsa, Pie Filling, etc.) 1 jar
	Low Acid Vegetables (green beans, corn, etc. or vegetable (mixtures) 1 jar
	Pickles (Fruit or vegetable) Fermented Foods & Relishes & Chutney 1 jar
	Tomato/Tomato Products (Tomato Juice and Tomato Salsa) 1 jar
	Dried Meats 1 jar
	Dried Foods 1 jar

### INTERMEDIATE: 10-13 YEARS OLD

Class 1910	Sweet Spreads (Fruit and/or Vegetables), Syrups 1 jar
	Fruits, Juices, Fruit Mixtures (Salsa, Pie Filling, etc.) 1 jar
	Low Acid Vegetables (green beans, corn, etc. or vegetable (mixtures) 1 jar
	Pickles (Fruit or vegetable) Fermented Foods & Relishes & Chutney 1 jar
	Tomato/Tomato Products (Tomato Juice and Tomato Salsa) 1 jar
	Dried Meats 1 jar
	Dried Foods 1 jar

### SENIOR: 14 AND OVER

Class 1920	Sweet Spreads (Fruit and/or Vegetables), Syrups 1 jar
	Fruits, Juices, Fruit Mixtures (Salsa, Pie Filling, etc.) 1 jar
	Low Acid Vegetables (green beans, corn, etc. or vegetable (mixtures) 1 jar
	Pickles (Fruit or vegetable) Fermented Foods & Relishes & Chutney 1 jar
	Tomato/Tomato Products (Tomato Juice and Tomato Salsa) 1 jar
	Dried Meats 1 jar
	Dried Foods 1 jar

## DEPARTMENT—FORESTRY

Department Chair: Master Gardeners

### ENTRY & JUDGING: Thursday, JULY 23 10:00 a.m.

1. All exhibits to be mounted on 8½" x 11" heavy stock paper and placed in loose leaf binders. (Magnetic or adhesive filler sheets for photographic prints are recommended.) Spray adhesive works well.
2. Name, club, age and year in project should be on front cover.
3. Leaves should be identified with an appropriate label located near the leaf on the same page. These labels should include (1) the proper common name as listed in the 4-H Bulletin 334, "List of Native Kansas Forest Trees"; (2) location (city and/or county) where collected; and (3) date (day-month-year) collected.
4. See Forestry Project booklet (4-H 269) for details on mounting and pressing.
5. Divide specimens into the following two sections: Native Kansas Trees, and Non- Native Trees.
6. **New** specimens are those specimens collected during the current 4-H year.
7. Have samples grouped according to the year (such as "old previous" and "new"). New specimens collected during current year cannot be a duplicate species of a previous specimen. When replacing a "previously displayed" sample, the label must be updated and the specimen displayed in the "old previous" section.
8. Variations of varieties do not count as different species or specimens.
9. Interview judging will be offered. Sign up at time of entry.
10. Champion and reserve champion will be awarded.

## SECTION A—INTERMEDIATE FORESTER

### KNOWING TREES AS INDIVIDUALS

Class 2701	Beginning - Exhibit leaves of a minimum of 10 different native Kansas trees. Or leaf, twig with a bud, and fruit of five different native trees. Can include non-native specimens in addition to the required native Kansas tree specimens.
Class 2702	Intermediate - Leaf specimens only. Exhibit leaves of a minimum of 20 (includes at least 10 new in addition to those previously exhibited) different native Kansas trees. Or leaf, twig with a bud and fruit of 10 different trees (include at least 5 new in addition to those previously exhibited). Can exhibit non- natives in addition to native Kansas trees.
Class 2703	Senior - Exhibit leaves of a minimum of 29 (Includes at least <b>10 new</b> leaves Kansas trees (not shrubs) Or leaf, twig and fruit of 15 different trees (includes at least <b>5 new</b> in addition to those previously exhibited). Can exhibit non-native in addition to the required native Kansas trees.
Class 2704	Advanced - Exhibit leaves of a minimum of 40 different (includes at least <b>20 new</b> specimens) different native Kansas trees. Or leaf, twig, and fruit of 20 different trees (includes <b>10 new</b> plus those from previous exhibits). Exhibit can contain non-native in addition to the required native Kansas trees.

## HOW A TREE GROWS

Class 2720	Display: Entry may include a project notebook with 10 or more seeds collected with pictures showing a germination study or a mounting of a thin section of wood cut from the end of a log or top of stump labeled with information such as kind of wood and age of tree when cut or exhibits an illustration of how a tree grows.
------------	---

## TREE APPRECIATION

Class 2730	Display: Entry may include a research or reporting project notebook with no more than 10 pages based on the exhibitor's selected tree. This notebook may include sketches, drawings, pictures, a story, or any other things which will help tell about the tree you have selected.
------------	--

## SECTION B—SENIOR FORESTER

### GROWING AND PROTECTING TREES

Class 2740	Display required notebook telling about project and pictures before, during and after planting seedlings.
------------	---

### TREE CULTURE

Class 2750	Display required notebook showing your project work and include pictures of before, during and after woodlot improvement.
------------	---

### HOW FORESTS SERVE US

Class 2760	Display collected wood samples (all or partial) and 500-word essay. Wood sample display to be mounted on poster board or any stiff mounting material no larger than 3' wide x 4' high. Essay should be displayed in a covered binder.
------------	---

### EDUCATIONAL/CREATIVE EXHIBIT

Class 2770	Display: Entry must be directly related to tree identification or forestry. Type of exhibits is open (notebook, poster, collection box, etc.) Given a maximum size of 3' x 4'. Care should be taken to use durable materials that will withstand Fair conditions. This is a good class to exhibit an unusual collection.
------------	--

## DEPARTMENT —GEOLOGY

Department Chair: Wally Mack and Chris Anderson  
Jr. Assistant: Alexzandra Anderson

**ENTRY & JUDGING: Thursday, JULY 23; 10:00**

### INTRODUCTORY RULES ONLY

1. Limited to those 7, 8 and 9 years of age.
2. Be enrolled in the geology project.
3. Identify each display by placing an identification label bearing the member's name, county, number of specimens, and class number in the upper left-hand corner on the back of the display.
4. All specimens must be collected in the state of Kansas during the 4-H year.

## SECTION A—INTRODUCTORY GEOLOGY

Class 2401	Display at least five fossils and five rocks and/or minerals. Group the specimens according to these two categories. Each specimen should be glued to a piece of white poster board or foam core board no more than 18" x 23". The class name should be written at the top of the display. The following information should be written about each specimen on a small sheet of white paper or a white note card and glued underneath the appropriate specimen. For fossils write: (a) the number, (b) the date collected, (c) the location where it was found, (d) whether it was a plant or animal, (e) the kind of environment in which it might have lived, (f) whether it is portion or a complete fossil, (g) its name (optional). Rocks and minerals should be displayed so that a freshly fractured surface is visible. For rocks and minerals write: (a) the number, (b) the date collected, (c) the location where it was found, (d) its color, (e) its hardness (from very soft to very hard), (f) the texture of its fractured surface (from very smooth to very rough), (g) its luster (shiny or dull), (h) its name (optional). During county fair judging, no points will be deducted for incorrect identification of rocks, minerals or fossils
------------	--

### GENERAL RULES:

1. Be enrolled in Geology Project.
2. The standard size exhibit box should be 18x23x31/2". All specimens are to be arranged across the narrow (18") dimension of the exhibit box, making the exhibit 18" across the top and 23" deep. The plexiglass cover must be removable from the top. Screws, locks or other devices that would prevent judges from removing cover should not be used.
3. Each exhibitor is required to identify each display box by placing an identification label bearing name, county and number of specimens in the upper left-hand corner of the plexiglass cover (inside-use clear double-sided tape to adhere gummed labels), and by attaching a label with the same information on the lower corner of the box (outside). The inside label is also to indicate the class number.
4. Exhibitor may enter in both geology and lapidary classes. Exhibitor may show in only one of the first four geology classes (2402, 2403, 2404, or 2405). Exhibitor may also show in geology class 2406 (special exhibit) and in one of the lapidary classes.
5. Specimens should be labeled with the number of the specimen, date collected, specimen name or description, and locality (county only) where collected.
6. Specimens should be mounted in the box by proper groups: rocks, minerals, fossils. Fossils must be identified to the Phylum, Class and Genus level (if possible or part if Genus cannot be determined). The Genus specimen name is to begin with a capital letter and the whole specimen's name either be italicized or underlined, not both. Species name is not required however, if a species name is used it must be all lowercase and either italicized or underlined, not both. The words Phylum, Class, Genus on labels are to be spelled out not abbreviated. More than one specimen of the same kind of rock or mineral or species of a fossil may be exhibited if this duplication represents different geological formations. Specimen label must show this distinction (Fort Hays limestone not just limestone; calcite from the Greenhorn Formation, not just calcite: Phylum: Brachiopoda Class: Articulata Genus: composita from the Morrill Limestone Member, not just Phylum: Brachiopoda Class: Articulata Genus: Composita).

7. All specimens must be collected (not purchased) from locations in Kansas, with the exception of Tri-State Mining Area specimens collected from these three adjacent counties: Ottawa county, OK: Newton and Jasper Counties, MO. Out-of-state specimens may be exhibited in a marked section of the display, but these are not to comprise the major portion of the exhibit. OUT-OF-STATE SPECIMENS WILL NOT COUNT IN THE MINIMUM NUMBER FOR THE CLASS, NOR WILL THEY BE CONSIDERED IN THE JUDGING.
8. Interview judging is available. Sign up at time of entry.
9. Champion and reserve champion will be awarded.

### SECTION B—GEOLOGY

Class 2402	Display at least 15 different rocks, minerals or fossils collected during the current 4-H year. Limited to one exhibit box. Fossils must be identified at the Phylum level. <i>For State Fair qualifications:</i> those exhibiting at State Fair for the first time may enter this class.
Class 2403	Display with 30 different rocks, minerals or fossils, at least 5 of each. <b>Fifteen must be collected during the current 4-H year.</b> Limited to one exhibit box. Fossils must be identified at the Phylum level. <i>For State Fair qualifications:</i> this class open to those exhibiting either second time or third time at State Fair. This class is open to anyone displaying for the 2 <sup>nd</sup> or 3 <sup>rd</sup> time.
Class 2404	Display at least 45 rocks, minerals or fossils, at least 5 of each. <b>Fifteen must be collected during the current 4-H year.</b> More than one specimen of the same kind of rock or mineral or species of a fossil may be exhibited if this duplication represents different geological formations. Specimen label must show this distinction (Fort Hays limestone, not just limestone; exact species must have different formation names listed on the I.D. card; Composita Brachiopod from Morrill Limestone not just Brachiopod or Composita Brachiopod). Exhibit limited to two boxes 18" x 23" x 3 1/2" with <b>plexiglass</b> covers. Rocks must be identified by their proper name and type (igneous, sedimentary, and metamorphic). These rock types must be spelled out on labels or have a legible key. Fossils must be identified at the Phylum level. <i>For State Fair qualifications:</i> this class is open to those exhibiting either the fourth or fifth time at the State Fair.
Class 2405	Display at least 60 rocks, minerals, or fossils, at least 5 of each. <b>Fifteen must be collected during the current year 4-H year.</b> More than one specimen of the same kind of rock or mineral or species of a fossil may be exhibited if this duplication represents different geological formations. Specimen label must show this distinction (Fort Hays limestone, not just limestone; exact species must have different formation names listed on the I.D. card; Composita Brachiopod from Morrill Limestone not just Brachiopod or Composita Brachiopod). Exhibit limited to two boxes 18"x 23 x 3 1/2" with <b>plexiglass</b> covers. Rocks must be identified by their proper name and type (igneous, sedimentary, and metamorphic). These rock types must be spelled out on labels or have a legible key. Fossils must be identified at the Phylum, Class and Genus levels if possible. <i>For State Fair qualifications:</i> this class is open to those exhibiting the sixth time or more at the State Fair.

Class 2406	<p>Geology Educational exhibit relating geology to everyday living; or to a mineral test, a rock formation, geological history, species of a fossil, forms of one mineral, a variation of one kind of rock, archaeological artifacts, or Indian artifacts. Exhibit limited to 4 feet of table space or not more than two exhibit boxes.</p> <p>Exhibitor may show in the class regardless of number of times he or she has exhibited at the County Fair or whether exhibitor has entries in classes 2402, 2403, 2404, and 2405. Exhibitor may also exhibit in any lapidary class. Digital formats are accepted. Please make arrangements for the judge to view your exhibit and have a hard copy for display. <i>For State Fair qualifications:</i> exhibitor may show in the class regardless of number of times he or she has exhibited at State Fair or whether exhibitor has entries in other classes. Exhibitor may also exhibit in lapidary class. List your sources used (example: Web address or books reviewed as a citation list).</p>
Class 2407	<p>Mineralogy</p> <p>Display a minimum of 15 mineral specimens collected in Kansas, at least 5 of which have been collected during the current 4-H year. The minerals are to be grouped by mineral class (i.e.: Carbonates, Oxides, Silicates) and at least 3 classes must be represented. The member must use one standard display box. The specimens must be labeled with the number of the specimen, date collected, name of specimen, county where collected and chemical composition (i.e.: CaCO<sub>3</sub> for calcite) if known.</p>
Class 2408	<p>Paleontology</p> <p>Display a minimum of 15 fossil specimens collected by the participant in Kansas, at least 5 of which have been collected during the current 4-H year. The fossils are to be grouped by Phylum and Class, and at least 3 phyla must be represented (Brachiopoda, Chordata, Mollusca, etc.) The members must use one standard display box. The specimens must be labeled with the number of the specimens; date collected; county where collected; formation, member or source; phylum, class, genus or part; and geologic age (cretaceous, Permian, Cretaceous, Cretaceous, Pennsylvanian, etc.) See #6 for additional fossil labeling expectations</p>
Class 2409	<p>Petrology</p> <p>Display a minimum of 15 rock specimens collected in Kansas, at least 5 of which have been collected during the current 4-H year. Rocks are to be grouped by the 3 rock classes (Sedimentary, Igneous, and Metamorphic) You must display at least one specimen from each of the three classes. The specimens must fit in one standard display box. Specimen labels must include a specimen number, the date collected, name of specimen, and the county where collected. All rocks must be identified by the formation and member name or source.</p>

### SECTION C—LAPIDARY

The lapidary classes will be judged on the following criteria: workmanship and content, 60 points; presentation and showmanship, 29 points; accuracy of information, 10 points. An exhibit box smaller than the standard size may be used for the lapidary exhibits if appropriate (18"x12"x3 1/2"). But cannot exceed 18"x24"x3 1/2". Specimens should be arranged across the 18" dimension of the exhibit box, making the exhibit 18" across the top and 12" deep. The work (polishing/tumbling) must be done by the exhibitor.

Class 2410	Lapidary. Display at least 5 varieties of polished (tumbled) specimens and 5 varieties of unpolished specimens that have not yet received lapidary treatment. These do not have to be an example of “Before and After”, nor do they have to be self-collected. Locales must be identified.
Class 2411	Lapidary. Display before and after examples of at least 3 varieties of specimens, at least 2 tumble-polished and 2 unpolished of each. There is no requirement that the 4-H'er collect any of these. Locales must be identified. Lapidary work should be done during the current 4-H year.
Class 2412	Lapidary. Display before-and-after examples of at least 6 varieties of specimens, at least 2 tumble-polished and 2 unpolished of each. At least two varieties should be collected from the native site by the 4-H'er, at least one of which comes from Kansas. Locales must be identified. Lapidary work on at least three varieties should be done during the current 4-H year.
Class 2413	Lapidary. Display before-and- After examples of at least 9 varieties of specimens, at least 2 tumble-polished and 2 unpolished of each. At least three varieties should be collected from the native site by the 4-H'er, at least two of which comes from Kansas. Locals must be identified. Lapidary work on at least three varieties should be done during the current 4-H year.
Class 2414	Lapidary. Exhibit at least 6 specimens that have not previously been exhibited, which have received lapidary treatment. Lapidary treatment may consist of polishing, and end, face, or flat lapping. Specimens must represent at least 3 different varieties and include at least three cabochons of any size or shape, only one of which may be free formed. A cabochon is a style of cutting in which the top of the stone forms a domed or curved convex surface. Three of the specimens must be mounted into jewelry findings.

## DEPARTMENT —HORTICULTURE AND LANDSCAPE DESIGN

Department Co-Chairs: Master Gardeners  
Jr. Assistant: Alena Wiebers

### **ENTRY & JUDGING:** Thursday, JULY 23; 1:00 p.m.

1. Read general regulations.
2. Products exhibited in this division must have been grown in 2026 by 4-H club members enrolled in the project.
3. Exhibits in this division need not be mature. Efforts should be made, however, to select the most mature entries possible.
4. Agronomy project members are encouraged to exhibit a sample of their crop.
5. A total of five entries in class 1001 and five entries in class 1030 are allowed.
6. In class 1001 vegetable varieties and class 1030 crops are to be named on exhibit card.
7. See brochure *Exhibiting Fruits and Vegetables* for more information.
8. Exhibits that qualify for the State Fair will need to follow State Fair guidelines.
9. The champion and reserve champion will be awarded in the garden and crop sections.

## SECTION A-- GARDEN

Class 1001	Beans – plate of 6 same variety
	Beets – plate of 3 same variety
	Cabbage – 1 head
	Cantaloupe (Muskmelon) – 1 melon
	Watermelon or other melon (other than cantaloupe) – 1 melon
	Carrots – plate of 3 same variety
	Cucumbers – plate of 3 same variety
	Eggplant – 1 fruit
	Okra – plate of 3 same variety
	Onions – plate of 3 same variety
	Peppers – plate of 3 same variety
	Potatoes – plate of 3 same variety
	Pumpkin – 1 fruit
	Squash, summer – 1 fruit
	Squash, winter (other than pumpkin) – 1 fruit
	Sweet Corn – plate of 3 same variety
	Sweet Potatoes – plate of 3 same variety
	Tomatoes – plate of 3 same variety
	Turnips – plate of same variety
	Other Vegetable Crop
	Fruit Crop (example – plate of 3 apples, or ½ pint blackberries)
	Garden Tray Exhibit – Limited to 1 entry, 5 different fresh vegetables on one try. The five vegetables may be chosen from the following: <b>Large:</b> One each - Watermelon, Squash, Pumpkin, Eggplant, Cabbage, etc. <b>Medium:</b> 3 each - Cucumbers, Tomatoes, Carrots, Beets, Onions, Peppers, Parsnips, Okra, Irish potatoes, Sweet potatoes. <b>Small:</b> 6 each - Green Beans, Peas, etc.
	Fresh Culinary Herb (6) Example: parsley, basil, dill, etc. Six stems (or a comparable quantity) of ONE VARIETY of fresh herbs exhibited in a disposable container of water. Dried herbs are not accepted
Class 1024	Heaviest Onion

## SECTION B—AGRONOMY

Class 1030	Wheat – Exhibit consisting of one gallon sample. Limited to one entry. Variety must be named. A 2½-3" Styrofoam cylinder placed in the gallon container may be used to reduce amount of grain to approximately 3 quarts.
	Alfalfa – Exhibit to consist of one gallon sample of seed
	Alfalfa Hay – One flake
	White Corn – Ten ear exhibit
	Yellow Corn – Ten ear exhibit
	Popcorn – Exhibit consists of ten ears of one variety – member limited to one entry. Variety must be stated on entry
	Grain Sorghum
	Forage Sorghum
	Other Crops – Exhibit consists of ten heads of one variety – members limited to one entry. Variety must be stated on entry.
	Weed Collection – Collection of 15 or more plant specimens, mounted on 8½ x 11-inch paper and correctly identified. Three or more of the specimens must be noxious weeds, preferably found in Riley County.

## SECTION C—HORTICULTURE NOTEBOOK(S)

Class 1080	Horticulture Notebook (qualifying State Fair class) - Entry shall consist of a notebook or three ring binder of written narrative describing a horticulture project such as a landscape design, landscape installation, lawn renovation, water garden, flower garden, vegetable garden, lawn mowing service, landscape maintenance business, farmer's market business, or other horticultural project. 4-Hers are encouraged to include photographs, illustrations and/or landscape drawings that help explain work done by the member. Photos taken from the same location before, during and after the completion of the project are particularly helpful
------------	---

## FLOWERS AND PLANTS

Department Co-Chairs: Master Gardeners

**ENTRY & JUDGING:** Thursday, JULY 23; 1:00 p.m.

1. Read general rules.
2. Exhibit cut flowers with foliage and long stem if possible.
3. Cut flowers should be exhibited in plain bottles.
4. Only members enrolled in Horticulture and Landscape Design may exhibit cut flowers and a flower arrangement. One exhibit per class, unless specified.
5. The following points will be considered in judging cut flowers: Stem - Do the stems have good length and strength?  
Uniformity of size – Are the specimens large for the variety and uniform in size?  
Conditions of entry – Are flowers at proper stage of maturity, clean, not wilted?  
Culture – Is exhibit free of insect injury, disease, and appearance of being vigorous?
6. The following points will be considered in judging flower arrangements: Color combination - harmony and balance.  
Relation to container - scale, color, texture Proportion and Balance  
Distinction and originality - style, technique, and design  
Suitability of combination of material - rhythm and flower shape Condition
7. House plants must have been grown by the exhibitor for at least two months.
8. See brochure Preparing Cut Flowers for Exhibit for more information.
9. Champion and reserve champion will be awarded for flowers and arrangements/plants.

## SECTION D—FLOWERS AND PLANTS

Each cut flower entry should be the best single specimen in plain container.

Class 1101	Rose – Single Stem (Variety to be named)
	Annual – Single Stem (up to two different entries)
	Perennial – Single Stem (up to two different entries)
Class 1104	Fresh Flower Arrangement (state purpose)
	Dried Flower Arrangement (NO artificial or silk flowers and state purpose)
	Cacti Plants and Succulent
	Potted Indoor Plant (Foliage or flowering)
	Container Garden
	Miniature and Fairy Garden

## HORTICULTURE JUDGING CONTEST DIVISION

Department Chair: Gregg Eyestone

**CONTEST: Saturday, JULY 25; 1:00 p.m. – 3:00 p.m.**

**LOCATION: Pottorf Hall**

4-H'ers enter as individuals in either a junior or senior division.

Registration begins at 1:00 p.m.

### DEPARTMENT —INTERIOR DESIGN & ARCHITECTURE

**ENTRY & JUDGING: Tuesday, JULY 21; 8:00 a.m. Check in with Miscellaneous**

1. Read general regulations.
2. Open only to members enrolled in the Interior Design & Architecture project.
3. Articles may have been used, but if so, shall be carefully laundered or cleaned before being exhibited.
4. Only articles to be judged may be included in the exhibit.
5. Labels: Label must include Name, address, club and class. Type on 1 x 3" white cotton tape and sew to article on underneath side near corner or edge. For furniture: a paper label 1 x 3" pasted or tied to the exhibit. Each piece making up an exhibit must be labeled.
6. One entry per class.
7. A summary including plans, explanation of how the items was made or refinished, and how it fits into the color and design of the room. Summary could also include project inspiration, challenges, who helped you, and any other information that could be helpful to the judge. Summary should be in a plastic protective sleeve and attached to the exhibit.
8. Design Boards must be on foam core or a standard tri-fold display. Include: color scheme, wall treatment, floor treatment, samples, etc. and/or floor plan for a room.
9. Notebooks may include swatches, colors, stones, photographs, and project records which detail what was accomplished this year with a given indication of long-term plans. Notebooks should also include project inspiration, challenges, who helped you, and any other information that could be helpful to the judge.
10. Champion and reserve champion will be awarded.

### SECTION A—SINGLE EXHIBIT

Exhibit an article made or refinished by the 4-H'er for the home. Include a 3" x 5" index card explaining how the item was made or refinished, costs involved and how it fits into the color and design for the room. Posters must be no larger than 21" x 27" poster board. Include color scheme, wall treatment, floor treatment, samples, and/or floor plan for a room. Displays are not to exceed a standard commercial 3' x 4' tri-fold displayboard. Notebook may include floor plans, swatches, colors, stories, photographs and project records which detail what was accomplished this year.

Class 2101	Single Exhibit
Class 2102	Design Board
Class 2103	Notebook

### SECTION B—GROUP EXHIBIT

Group exhibit shall be accompanied by a notebook which includes a story about the project, a color scheme and floor area record (available from Extension Office), budget and pictures. Also include a long-time plan for your improvements and a cost record of improvements made up to the current year. (Approximate exhibit space - 3 x 6 feet) Include different articles that can effectively represent work in project and pleasingly fill a 3 by 6 foot space. The record will tell the complete story, so exhibit doesn't have to include everything.

Class 2104	Group Exhibit
------------	---------------

## DEPARTMENT —MISCELLANEOUS

Department Chair – Posters/Notebooks & Other: Kelsey Thomas

Department Chair – Building Blocks: Andrea Feldkamp

### ENTRY & JUDGING: Tuesday, July 21, 8:00am.

1. Read general regulations.
2. Notebooks, posters and other exhibits will be judged on: Neatness, Arrangement, Completeness, Accuracy and Work Accomplished.
  - (a) A notebook is material prepared by the 4-H'er to demonstrate ability and work done in a project.
  - (b) Posters must be 21" x 27" in size. 6 or 8 ply poster board preferred. Posters should be readable from a distance of 10 feet, neat and legible. Letters for main captions should be at least 1½" tall. Do NOT re-enforce posters with heavier poster board.
3. Protective covers are optional.
4. The individual who prepares the club notebook receives premium money.
5. Group exhibits discouraged.
6. Guidelines for assembling a 4-H project notebook are available at the Extension Office. 4-H'ers have the option of following the guidelines available or designing a form which best meets the needs of the project.
7. Stories may be attached to miscellaneous exhibits.
8. Senior and Junior Champions and reserve champions will be awarded for Posters and Notebooks.
9. Departments that do not have a poster/notebook class can be entered in the Miscellaneous classes.

### SECTION A—POSTERS/NOTEBOOKS

#### Junior 7-13 year olds

Class 3101	Secretary's Book
Class 3102	Reporter's Book
Class 3103	Historian's Book
Class 3104	Project Notebook
Class 3105	Project Poster

#### Senior 14 and over

Class 3110	Secretary's Book
Class 3111	Reporter's Book
Class 3113	Historian's Book
Class 3114	Project Notebook
Class 3115	Project Poster

### SECTION B—BUILDING BLOCK ENGINEERING (separate Department at State Fair)

1. 4-H members must be enrolled in the Kansas 4-H Building Block Engineering project to exhibit in this division.
2. Building Creations will be judged on theme, originality, neatness, creativity, and display.
3. Only individual entries are permitted.
4. Members will exhibit a maximum of TWO entries in one age division. Age is determined as of January 1.
5. All entries must be completely assembled when entered. Only minor repairs will be permitted at entry.
6. It is strongly recommended that exhibits be placed in a see-through enclosure with top, bottom, and four sides. Entries without a see-through enclosure **MUST** be exhibited on a hard, base surface, such as a board, lid, or other similar material to prevent entry from breaking. **We are not responsible for items that are stolen or damaged.**

7. Entries MUST not exceed the dimensions of 2'x2'x2'. This includes case or enclosure for entry.
8. One champion and reserve champion will be awarded, per age division. ONLY original design and hybrid design entries will be considered for champion or reserve champion.
9. Four exhibits can be chosen to exhibit at the Kansas State Fair if they meet requirements w/architectural elements. These exhibits will be chosen by the judge. If exhibitors wish to be considered for Kansas State Fair, entries must meet these criteria:
  - Purple ribbon and age 9 or older as of January 1
  - Only original design class entries can be considered.
  - Exhibit must not be a kit
  - Exhibit must be in a dust free, clear enclosure
  - Include a story and photographs of the exhibitor constructing the diorama
  - Strongly encouraged to include mechanical and/or moving parts

#### **Junior 7-9 year olds**

Class 3120	Building Creation made from kit
Class 3121	Building Creation original design
Class 3122	Hybrid Design (50% of the design must be original construction; not kit)

#### **Intermediate 10-13 year olds**

Class 3125	Building Creation made from kit
Class 3126	Building Creation original design
Class 3127	Hybrid Design (50% of the design must be original construction; not kit)

#### **Senior 14 and older**

Class 3130	Building Creation made from kit
Class 3131	Building Creation original design
Class 3132	Hybrid Design (50% of the design must be original construction; not kit)

### **SECTION C—OTHER**

Items represent specific project work by a 4-H member. Examples might include a display, model, etc., items that do not fall under any of the above categories or classes.

1. Due to the uniqueness of items entered in this category, a score sheet will not be used to evaluate project entries.
2. Educational Display can be no bigger than 3' x 4' tri-fold display board.
3. **All other items entered in this section must be pre-entered by calling the Extension Office by July 1.**

Class 3135	Display
Class 3136	Other

### **DEPARTMENT —PETS**

Department Chair: Kristin Holt  
 Junior Assistant: Sierra McCabria

**ENTRY & JUDGING:** Tuesday, JULY 21; 6:00 p.m. Pottorf Hall—

**RELEASE PROJECTS:** Tuesday, JULY 21, upon completion of judging

1. Read general regulations.
2. Exhibitors are limited to 5 entries.
3. Members may choose to exhibit a fish, turtle, gerbil, dog, cat, chicken, rabbit, etc. However, health papers are not required, and members must be mindful that they are showing at their own risk.

4. Dogs and cats must be current with rabies vaccines to participate. Cats should have current distemper vaccination. Exhibitor **must** bring proof of vaccination. Failure to do so will result in a drop in ribbon placing.
5. Animals show in the Pets Division cannot be exhibited in any other project division. Members must be enrolled in the Pets project to exhibit in the Pets division.
6. Each exhibitor is responsible for providing a cage or carrier for each pet exhibited. Cages/carriers will NOT be provided.
7. Each exhibitor is responsible for cleaning up after his or her pet.
8. 4-H'ers will sign up for Judging time.
9. Each pet can be shown only ONCE by a family member.

## SECTION A—PETS

Class 3401	4-H Pet
------------	---------

### DEPARTMENT —PHOTOGRAPHY

Department Chair: Brandy McDonald  
 Assistant Chair: Donna Parks, Janie Dunstan, Teresa Shippy  
 Jr. Assistants: Alena, Marek & Amaree Wiebers, Akinya Williams,  
 Lane Sharp, Evea & Elliott Dunstan, Jameson & Laney McDonald

**ENTRY & JUDGING:** Tuesday, JULY 21; 1:00 p.m.

1. Exhibitors must be enrolled in photography. Digital and film pictures will not be separated.
2. Exhibitors may enter **5 entries per class** in their experience level plus 2 entries from the Section B-Specialty Photography classes.
3. Entry slips should be taped to the back of the photo mount.
4. Tape with masking tape a name slip (available at the Extension Office) on front bottom. **NEW: Use the new 2025 strip, NOT THE OLD ONE.**
5. No lettering or date stamp is permitted on the photo or on the front or back of the mount, only on the form provided. If a date, border, oversize or undersize photos or underlay are on the photo, the ribbon placing will be lowered one ribbon.
6. All photographs must be the result of the current 4-H year's work and by the entrant.
7. Photographs taken with a digital camera and having no more adjustments than exposure, color intensity or correction, one click filter effects, red eye removal cropping, dodging and burning should be entered in the standard color or black and white classes. HDR photos are to be entered in the standard photo class.
8. The black and white classes are for black and white photos only Monochromatic prints, including sepia prints are considered color photos and must be entered in the appropriate color photo class.
9. Each photo entered must be from a different original picture.
10. Mounting instructions:

Display board entries must be 11" x 12 1/2" white or cream colored studio mount (available for purchase from the extension office). Photos mounted on foam core or poster board will not be displayed. Photos must be mounted across the **narrow (11") dimension** of the board so that when the matte board is hung vertically the photo will be displayed in the correct orientation. Photos must be mounted with the top edge of the print 1" below the top of the mount board. The sides of the print must be equal distances from the two sides of the mount board. A full coverage permanent mount (spray adhesive recommended or heat mount) must be made. No household glues, double stick tape, etc. Remove white border from the enlargement before mounting. Improperly mounted photos will be lowered one ribbon placing Please see the diagram. Place

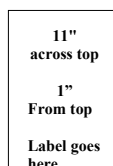


photo in a 2-gallon self-sealing bag. Bags are the responsibility of the exhibitor.

11. Junior, intermediate and senior champions and reserve champions will be awarded in both color and black/white divisions.
12. Appropriate photo subject matter: Photographic subject matter is expected to follow 4-H standards. For a sense of prohibited subject matter, review the Kansas 4-H member Code of Conduct; in general, if it is not allowable at a 4-H event, it is not allowable in a 4-H photograph at the county fair.
13. Photos with live subject(s) on railroad right away or taken from railroad right of way property will not be displayed in Kansas 4-H Photography and **will be disqualified and not judged**.
14. Copyright protections must be observed.
15. **Special class in the Open Class Division– “Scenes of Riley County”** – Every year a new Riley County object will be the focus of the picture. This year the Riley County Scene will be focused on **“People of Riley County”**. All pictures must be taken in Riley County, a description of the barn and location of the scene must be included on the back of the photo. The winning photo will receive a special ribbon and will be hung in the Riley County Office Building for one year. Photos will be 7”x9” or 8”x10” enlargement and color only. Cropping is allowed by No digital manipulation of the photo allowed. Only one entry person. Please refer to page 96 for information.

### SECTION A—PHOTOGRAPHY

**Phase: 3 years or less in photography project**

Class 2601	Best 7” x 9” to 8” x 10” color enlargement; cropping allowed
Class 2602	Best 7” x 9” to 8” x 10” black and white enlargement; cropping allowed

**Phase: 4 years or more in photography project**

Class 2610	Best 7” x 9” to 8” x 10” color enlargement; cropping allowed
Class 2611	Best 7” x 9” to 8” x 10” black and white enlargement; cropping allowed

### SECTION B – SPECIALITY PHOTOGRAPHY (Experience level not a requirement.)

**Growth Portfolio:**

Class 2653	<p>Growth Portfolio</p> <ol style="list-style-type: none"> <li>1. Members are eligible for this class beginning with the third year of enrollment in the 4-H photography project.</li> <li>2. The exhibit will consist of one photo for each year of enrollment. Each photo must have been created in a different year and must be labeled with the year taken/project enrollment year. A maximum of 5 photos may be included if the member has 5 or more years of enrollment. Photos are not required to be in consecutive order. For example, a nine-year-olds with three years enrollment in photography is eligible to enter a growth portfolio. The portfolio in this example should have one photo from the seven year olds year, one photo from the eight year olds year and one photo from the nine year olds year. The growth portfolio class may start at any time in the member’s photography career. For an older member, the growth portfolio would represent any five years in the project, for example, years 1,3,5,7 and 9 for a member having project enrollment totaling 9 years.</li> <li>3. Photos must be 8x10 and may be color or black and white and must be unmounted.</li> </ol>
------------	---

	<ol style="list-style-type: none"> <li>4. An information sheet must accompany each photo giving brand and model of camera used to create the photo. Setting for focal length, aperture, mode and shutter speed must also be listed. The skill set used to create the photo must be given and fully explained. The main goal for each year should also be given. The form for this information is available on the <a href="http://kansas4h.org">kansas4h.org</a> website, it is a form fillable document and is required.</li> <li>5. A short introduction of the photographer should be placed in the first page. This introduction should tell why the 4-h members enrolled in the photography project and why they have continued to enroll. Exhibitors could also tell of a fun event photographed a learning experience that taught them new skills or other related learning.</li> <li>6. Beginning with photo 2, member description of GROWTH in project skill must be included on information sheet.</li> <li>7. The exhibit will consist of an introductory page skill sheet and photo from each year in chronological order and arranged in a portfolio book. Skill sheet will go in left hand page and unmounted photos in right hand page.</li> </ol>
--	---

**Career Portfolio:**

<p>Class 2654</p>	<p>Career Portfolio</p> <ol style="list-style-type: none"> <li>1. Member must have been enrolled in project for 5 (five) or more years OR member must be age 15-19 and been enrolled in project for at least two (2) years.</li> <li>2. Exhibit will consist of ten (10) 8x10 photos showing skill development in one of the following photo areas: Portraiture, Special Effects (not done with computer), Landscape, Photojournalism, Black and White, Nature/Wildlife or Graphic Design (computer skills with photos). All photos must be the result of the current 4-H enrollment year.</li> <li>3. Photos may be colored except if the Black and White option is chosen and must be unmounted.</li> <li>4. An information sheet must accompany each photo giving brand and model of camera used to create the photo. The settings for focal length, aperture, mode, and shutter speed must also be listed. The sheet may be downloaded from <a href="http://Kansas4h.org">Kansas4h.org</a>; it is a form fillable document and is required.</li> <li>5. A one-page summary should accompany the portfolio listing the goal for pursuing this area of photography and what skills were learned while doing so. Mentors should be acknowledged. Career exploration can also be described.</li> <li>6. The exhibit will be presented in a notebook designed for portfolio review with the required pages. Only one portfolio project can be taken to the State Fair.</li> </ol>
-------------------	--

**PHOTO JUDGING CONTEST**  
 Photography Department Chair

**Contest: Saturday, JULY 25, 10:00 a.m. - Noon**

**Location: Pottorf Hall**

1. 4-H'ers enter as individuals in either a junior (7-13) or senior (14 and over) division.
2. County Judging contest participation is open to all; state team selections require enrollment in the photography project.

# DEPARTMENT —SEWING AND TEXTILE DESIGN

Department Chairs:

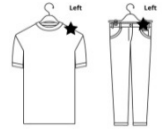
Jr. Assistant: Akinya Williams

**PRE-REGISTRATION: Due July 1**

**JUDGING:** Wednesday, JULY 15; Beginning at 8:30 a.m.

**ENTER FOR DISPLAY:** Clothing items judged on Wednesday, JULY 15 will be accepted for display at the Riley County Fair on Thursday, JULY 23; 10:00-noon

1. Read general regulations.
2. Garment shall be carefully laundered or cleaned before exhibiting.
3. Labels:
  - (a) Type or print on a 3 x 2½ inch piece of cloth with name, address, class and club.
  - (b) Sew label on inside of garment (back of neck, center back of waistband); label each piece.
  - (c) Garment will not be accepted unless properly labeled when entered.
4. No exhibitor may enter more than six exhibits in any constructed clothing class, (recycled articles should be entered in construction class); exhibitor may enter one exhibit in the educational class.
5. **Exhibits must be brought in for display at the county fair on Thursday, JULY 23, 10:00 a.m. – noon to receive a ribbon and premium money.** Buymanship projects receiving Champion and Reserve Champion awards will be displayed during the County Fair.
6. Exhibitors will sign up at the time of entry for interview judging. Up to three exhibits may be interview judged.
7. No care labels will be required since they are not always available; however, exhibitors should know how to care for the fabrics they purchase.
8. Explanation of PREPARATION OF GARMENT FOR EXHIBIT.  
Place entry card on front left shoulder seam of garment or to the left side of waistband with hanger opening facing to the left, as if you were wearing the garment, so that the hanger opening faces the attached entry.
9. The same garment may be entered in the Clothing Department and Make It With Wool Contest.
10. Educational Classes -- Share with others what you learned in this project. If a poster, it must not be larger than 21" X 27". Exhibits may be notebooks, sewing baskets or other displays. Take care to select durable materials that will withstand Fair conditions. Display space must be no more than 12" high by 12" deep and 18" long; NO card table exhibits allowed. Name and club must be clearly marked on educational exhibits. See suggestions in the "Going Further" of the curriculum notebook lesson plans for ideas.
11. When the exhibit is a sewn garment that also includes one or more Fiber Art techniques (i.e., knitting, crochet, needle arts, or patchwork and quilting), the determination of what department (Clothing or Fiber Art) and class in which to enter will be left with the 4-H participant. The 4-H'er must be enrolled in either Fiber Art or Clothing.
12. Any "garment" or "outfit" can be entered; items must be made by the 4-H'er but can be made for someone else. (Example: Garment for infants or toddlers.) "Articles" may include home décor items such as pillows, curtains, tablecloth, tea towel, etc. Accessory items may also be entered, such as purses, gym bag, travel/garment bag, etc.
13. Item with original surface design (class 1440) may be a purchased item with design applied by machine or hand appliqué, or painted, dyed, bleached, etc.
14. Classes 1403, 1421, and 1432 pertain to a clothing item made of at least 50% recycled material (recycled means reusing an existing item in a new way). A 3" x 5" index card must accompany each entry describing the recycled materials and how they were used in the item.
15. Junior, Intermediate and Senior champions and reserve champions will be awarded to constructed items.



## SECTION A—CLOTHING

### CLOVERBUDS: 5-6 YEARS OLD

Class 1400	Constructed Article for youth enrolled in the Cloverbud project
------------	---

### JUNIOR: 7 - 9 YEARS OLD

Class 1401	Constructed Article, garment, or outfit
Class 1402	Educational Exhibit – clothing
Class 1403	Recycled Clothing Item

### INTERMEDIATE: 10 - 13 YEARS OLD

Class 1420	Constructed Article, garment or outfit
Class 1421	Educational Exhibit – clothing
Class 1422	Recycled Clothing Item

### SENIOR: 14 -19 YEARS OLD

Class 1430	Constructed Article, garment or outfit
Class 1431	Educational Exhibit – clothing
Class 1432	Recycled Clothing Item

### FOR ALL AGES

Class 1440	“Community Project”
------------	---------------------

#### Community Service Constructed Project:

The constructed item will be donated to a local organization that works with families and/or children in crisis or experiencing difficult transitions. These children/families often pick up and move from place to place with little or no warning. Offering these families their own constructed items give them a sense of ownership and belonging. With all of this in mind, pick a cheery, colorful and fun fabric for constructed items. Items can include, but are not limited to pillowcases, fidget quilts, blankets, etc.

Each person can construct multiple items to donate, but only one will be judged.

## DEPARTMENT – SHOPPING IN STYLE

**ENTRY & Judging:** Tuesday, JULY 21; 8:00 a.m.

1. Members will learn what clothing styles look best on them while they also gain skills in building a versatile wardrobe and staying within their budget. Each year enrolled in Shopping in Style should build on the previous year's learning experience. Exhibit one of the following options that align with the members Shopping in Style level.
2. Posters can be flat poster board or foam board, no larger than 21"x27".
3. Tri-fold educational displays must be free standing and no larger than 36"x48".
4. Photos of 4-H members in purchased outfit must demonstrate criteria as outlined on scoresheet. Consider multiple angles, good light, and highlight details so that the judge may accurately evaluate the exhibit.
5. Exhibits should include actual photos of 4-H members in garments, and may also include pictures from magazines or the internet.
6. A champion and reserve champion will be awarded in this division.

### Junior 7–9-year-olds

Class 3801	<p>A garment you purchased that reflects your personal style and explains how this garment reflects your style and how it influences what others think of you: OR a garment you purchased and explains how your personal style either aligns or contradicts what is considered to be "in style" today,</p> <p>OR a garment you purchased and explains how your personal style either aligns or contradicts what is considered to be "in style" today.</p> <p>OR a garment you purchased and explains or illustrates how this garment is a modern version of a fad or fashion from an earlier decade.</p> <p>OR a garment you purchased and explains how this garment reflects a different ethnic or cultural influence.</p> <p>OR a garment you purchased and includes a color discussion that provides an overview of how different colors complement different hair colors, and skin tones and how that influenced garment selection.</p>
------------	---

### Intermediate 10-13 years old

Class 3802	<p>An outfit you purchased to wear with a clothing item that was already in your wardrobe that still fits, but you didn't wear anymore. Explains why the clothing item was not being worn and what you did to transform it into a wearable garment again.</p> <p>OR a top and bottom that you purchased as well as at least three pieces of clothing in your existing wardrobe that you can mix and match with the new items to create multiple outfits. Includes a clothing inventory and explain what you have learned by completing this activity.</p> <p>OR an outfit you purchased and explain why you selected the garment you made, your shopping budget, and cost per wear.</p> <p>OR an outfit you purchased along with a cost comparison between garments/accessories purchased vs. sewing/constructing the outfit. Comparison should include a variety of shopping options and/or price tracking at stores over a period of time.</p>
------------	--

### Senior 14 years and older

Class 3803	<p>An outfit you purchased and care requirements not only for this garment but also for garments made of other natural and synthetic fibers. Display should also include a careful cost analysis for garments of different fibers OR an outfit you purchased which you have required or altered. Include a clothing inventory list which includes cost savings for repaired items as compared to purchasing replacement garments OR an outfit you purchased along with plans and commentary for a fashion show that would capture the attention of an audience. Plans should identify target audience, venue, theme, budget, and logistical plan for the fashion show OR an outfit you purchased and explain 3 methods of clothing repair that you have learned, i.e. torn seam, torn hem, replacing a button, etc. Display should also include photos and list of your assembled clothing first aid kit. Include itemized expenses OR an outfit you purchased and feature any other completed activity from the Shopping in Style curriculum of your choosing that isn't listed above.</p>
------------	---

## DEPARTMENT – SMALL ENGINES

**ENTRY & Judging:** Tuesday, JULY 21; 1:30 p.m. Check in Engineering/Technology.

1. All exhibits should involve engines smaller than 20 horsepower for classes 4610-4612. Displays are limited to 4' wide and 4' deep – both upright and floor displays.
2. Each exhibit must include a '4-H Small Engines Information form', which is available through the Extension Office or at <https://www.kansas4-h.org/educational-experiences/fair-resources/kansas-state-fair/docs/2025/eng-tech-exhibit-forms/2025%20Small%20Engines%20Exhibit%20Form%20Fillable.pdf>. This form must be attached to the outside of a 10"x13" manilla envelope. Place them inside the manilla envelope. For notebooks, display boards, and posters, no additional exhibit information is required; no manilla envelope is needed for these exhibits.
3. Items that have been in use should be cleaned for exhibit.
4. A sheet of operating instructions must be furnished for the exhibit.
5. An exhibitor may enter up to three items in this division, but only one article per class.

Class 3615	Display – Exhibit a display, selecting one of the following options: 1) display identifying different engine or lawn and garden equipment parts or a display showing the function of the various engine or lawn garden equipment parts; OR 2) a display identifying and explaining the function(s) of different special tools needed for small engine work; OR 3) a display illustrating and providing the results of any one of experiments that are included in the project books. No complete engines, lawn tractors, tillers, chainsaws are permitted for display. Maximum tri-fold size is 3'x4'.
Class 3616	Maintenance -- Exhibit a display that illustrates either 1) Routine maintenance procedures OR 2) Diagnosing and troubleshooting specific problems in an engine. No complete engines, lawn tractors, tillers, chainsaws, etc. are permitted for display, using a maximum tri-fold size of 3'x4'.
Class 3617	Operation -- Exhibit an operable small engine (no more than 20 HP) overhauled or rebuilt by the member. Include maintenance schedule for the engine and a brief description of steps taken by the member overhauling or rebuilding the engine. Maximum tri-fold size is 3'x4'. Engine should contain no fuel in tanks or carburetor.

## DEPARTMENT – VETERINARY SCIENCE

**ENTRY & Judging:** Tuesday, JULY 21; 8:00 a.m.

Check in Shooting Sports/Wildlife Department

1. A Veterinary Science exhibit may consist of a poster, notebook or project display.
2. If photographs are to be part of the exhibit, remember that they will be viewed by the public. Make sure that the photographs are in good taste and will not be offensive to anyone. Graphic photographs of excessive bleeding, trauma, or painful procedures are not appropriate.
3. First-Aid kits wishing to use medication information should utilize written descriptions, photographs, drawings, computer generated printouts or empty packaging of pharmaceuticals. **NO DRUGS OR MEDICATION WILL BE ALLOWED WITH THE EXHIBIT.**

4. Posters should not exceed 21" x 29" and may be either vertical or horizontal.
5. A display may include but is not limited to: a 3-dimensional exhibit, a scale model, the actual product (for example: skeleton; teach; leather, fur or dried skin damaged by disease or parasites) or a notebook. A display is not a poster. A display may be mounted on poster board not to exceed 2' x 27" or on ¼" plywood or equivalent that does not exceed 23" high or 32" wide or in a three-ring binder or another bound notebook format.
6. Notebooks: Individual entries are to be placed for display in a three-ring notebook for competition.
7. Because these are science displays, all references and information must be properly cited.
8. A member can exhibit only one item in each class.
9. A Champion and Reserve Champion will be awarded in this division.

Class 3901	Large Animal Poster, Notebook or Display
Class 3902	Small Animal Poster, Notebook or Display

## DEPARTMENT — VISUAL ARTS

Department Chair: Stacy Kovar

Assistants: Kristin Holt, Judine Mecseri

Jr. Assistants: Akinya Williams, Olivia Mecseri, Lorelei McDonald,  
Evea & Elliott Dunstan

**ENTRY & JUDGING: Wednesday, July 22; 10:00 a.m.**

### SECTION A—VISUAL ARTS

1. Read general regulations.
2. Each 4-H'er may enter a total of five exhibits in this section. The Educational Exhibit will count as one of the five, and it should be a poster, notebook or educational display on classic and/or contemporary forms of art.
3. This division is for "Original Art" to be considered for the Kansas State Fair: original art is defined as creating your own pattern or combining parts of different pictures to create your own project.
4. Three-dimensional art is described as art that has height, width, and depth and can be viewed from multiple angles. Examples: glass blowing, sculpture, carving.
5. To be accepted as a piece for the Kansas State Fair, here is the definition of a kit project: Kit – any art project that comes pre-packaged or boxed as a "kit" is not an allowable project. Work needs to be original to the 4-H member. Examples: paint by numbers, diamond art kits, string art. Exception: Leather project kits, due to the nature of precut leather are allowed.
6. Five entries will be chosen by judges to go on to the State Fair for display from this section. **Copyright: Kits and pre-formed molds are not considered original and are not acceptable in any State Fair Visual Arts Class but accepted at the Riley County Fair.**
7. A **Permanent** hanger **MUST** be attached so the artwork can be hung. Artwork without proper hangers will **NOT** be displayed. Unless art is made on canvas board that has wooden sides. Wire hangers only, no sawtooth hangers.
8. Junior, Intermediate and Senior champions and reserve champions will be awarded in each age category.

**JUNIOR: 7-9 YEARS OLD**

Class 1201	Fine Arts – Oil, chalk, charcoal, dyes, pastels, pencil, ink, watercolors, acrylics etc.
	Clay and Ceramics
	Leather and Jewelry
	Three-Dimensional
	General Crafts – not listed above
	Educational Exhibit

**INTERMEDIATE: 10 - 13 YEARS OLD**

Class 1210	Fine Arts – Oil, chalk, charcoal, dyes, pastels, pencil, ink, watercolors, acrylics, etc.
	Clay and Ceramics
	Leather and Jewelry
	Three-Dimensional
	General Crafts – not listed above
	Educational Exhibit

**SENIOR: 14 - 19 YEARS OLD**

Class 1220	Fine Arts – Oil, chalk, charcoal, dyes, pastels, pencil, ink, watercolors, acrylics, etc.
	Clay and Ceramics
	Leather and Jewelry
	Three-Dimensional
	General Crafts – not listed above
	Educational Exhibit

**DEPARTMENT—WILDLIFE & SHOOTING SPORTS**

Department Chair: Jacob Stroda

**ENTRY & JUDGING: Tuesday, July 21; 8:00 a.m.**

1. Read general regulations.
2. Notebooks, posters, educational exhibits, and other exhibits will be judged on: Neatness, Arrangement, Completeness, Accuracy and Work Accomplished.
  - (a) A notebook is material prepared by the 4-H'er to demonstrate ability and work done in a project.
  - (b) Posters must not be larger than 21" x 27" in size and 6 or 8 ply poster board preferred. Promotional poster for Shooting Sports must be directly related to promoting 4-H Shooting Sports.
  - (c) Educational Displays may be standard tri-fold boards only, no bigger than 3' x 4' tri-fold display board.
3. Name, county, age and year in project should be a prominent location on the exhibit.
4. Protective covers are optional.
5. Group exhibits discouraged.
6. National minimum Standards and Best Practices <https://4-hshootingsports.org/wp-content/uploads/2024/01/12.13.23-Minimum-Standards-Update.pdf> Must be followed as well as Kansas 4-H Shooting Sports Handbook. [Kansas 4-H Shooting Sports Handbook - KSRE Bookstore](#) Exhibits outside these standards will be disqualified.
7. Wildlife exhibits must comply with State and Federal laws. It is illegal to possess threatened or endangered wildlife, or the feathers, nests or eggs of non-game birds. Game birds and game animals taken legally during an open season may be used. The use of live wild animals in educational exhibits is prohibited.
8. Champion and reserve champion will be awarded in Wildlife and Shooting Sports

## SECTION A—WILDLIFE

Class 3201	Notebook – Contents pertain to some phase, results, story or information about the wildlife project (State Fair Eligible)
Class 3202	Educational Poster – Must be related to something learned in the wildlife project (State Fair Eligible)
Class 3203	Educational Display – Must be directly related to the Wildlife project (State Fair Eligible)
Class 3204	Fish Harvesting Equipment – board exhibit, display of equipment used in fish harvesting
Class 3205	Build a Fishing Rod – Educational exhibit may not exceed 96 inches in length, and must be mounted on a board
Class 3206	Casting Target – Target must be under 48"x48". The bullseyes must be 2 feet; outer band must be 1 foot in diameter and can have up to 3 rings.
Class 3207	Wildlife Harvesting Equipment – board exhibit, display of equipment used in harvesting wildlife.
Class 3208	Inventing Wildlife/Fish Harvesting Equipment, Aid or Accessory – use engineering principles to invent or adapt equipment that helps you harvest fish or wildlife.
Class 3209	Tanned Hides – Wild animal hide properly processed by the member. If not mounted, it must be in a clear clothing bag with hanger.
Class 3210	Taxidermy – any legal fish, bird, or other wild animal properly processed by the member. No requirements as to mounting. Include the animals' name and the following: information about the exhibitor's personal field experiences, study or observations that relate to the exhibit.
Class 3211	Wildlife Tracks – board or diorama type box exhibit. Make a display of animal tracks using plaster of Paris casts. 3 options: 1 – show plaster of Paris tracks of five or more kinds of wildlife along with a picture or illustration of each kind of animal, 2 – show two or more plaster of Paris tracks of one specific kind of wildlife and should include a picture or illustration of the animal, what the animal may eat and what may eat the animal, or 3- show two tracks and include the animals habitat needs including preferred food, shelter, water and space in addition to picture or illustration of the animal.
Class 3212	Wildlife Knowledge Check – use electrical circuits, or pictures, or other methods of teaching wildlife identification or other wildlife conservation or shooting sports related knowledge. Plan size and shape to fit transportation and display; maximum size 23" x 23".
Class 3213	Houses – make a house for wildlife. Include the following information: 1-the kind of animals for which the house is intended, 2-where and how the house should be located for best use, 3- any seasonal maintenance needed, 4 – any evidence of your personal observations from experiences
Class 3214	Feeders/Waterers – make a bird bath or feeder. Include the following information: 1- the kinds of animals for which the water/feeder is intended, 2-where are water/feeder should be located for best use, 3-any seasonal maintenance needed and 4-any evidence of your personal observations or experiences.

**Notebooks and Displays will be judged on the following points:**

Stopping Power .....	15
Is the main idea specific? Is the idea presented clearly, simply, forcefully?	
Interest, Holding power.....	15
Does the exhibition give the observer additional facts in a clear, concise, informative way?	
4-H Project Application.....	15
Is the subject matter an effective showcase?	
Mechanical Power .....	15
Correct letter size, pleasing color combination, appropriate symbols and models.	
Personal Growth .....	24
How much knowledge was gained by exhibitor? Was enthusiasm shown?	
Educational Value .....	24
Knowledge Shared. Note: Credit all citations, websites or other resources used in creating your exhibit.	

**Posters will be judged on the following points:**

General Appearance .....	29
Information.....	50
Organization.....	20

## SECTION B—SHOOTING SPORTS

Class 3220	Notebooks – Must be no larger than 8 ½ x 11, 3 ring binder. Contents pertain to some phase, results, story or information about 4-H Shooting Sports. (State Fair eligible)
Class 3221	Promotional Poster – Must promote 4-H Shooting Sports – maximum size 21" x 27", (State Fair eligible)
Class 3222	Shooting Sports Display - This class qualifies for State Fair, if the exhibitor is at least 9 years of age and received a purple placing on the entry. The exhibit display size may be no larger than 3' x 4' standard trifold. No additional table space available for promotional brochures or display items; content not to exceed display board borders. No "live" ammunition containing propellant or explosive powders may be used in any display. An inert substitution must be used in lieu of powder and "live" ammunition. The substitution must be clearly described on the back of the poster, display or in a notebook. (State Fair eligible)
Class 3223	Shooting Aid or Accessory – Any item the 4-H'er makes which helps the shooter/hunter better perform their sport, examples: rifle sling, kneeling roll, arm guard, shotgun vest, target boxes, shooting stick, etc. Include your design, or plans you adapted, what the item is and used for.
Class 3224	Storage Case – Any item the 4-H'er makes with the purpose of safely hold a firearm, bow, ammunition, and/or arrows. Examples: soft sided shotgun case, quivers, firearm safe, include your design, or plans you adapted. Explain how the storage case is used.
Class 3225	Practice Game or Activity – Invent or adapt an activity to practice or teach a project skill. Include pictures of youth playing the game, testimonials of 4-H members who played the game, what skill is being worked on, and directions for the game. Explain how you came up with the game of adapted it to fit the needs of your group members.

**Displays will be judged on the following points:**

Stopping Power .....	15
Interest Holding Power .....	15
4-H Project application .....	15
Mechanical Power.....	5
Personal Growth.....	24
Educational Value .....	24

**Posters will be judged on the following points:**

Stopping Power .....	29
Interest, Holding Power .....	29
4-H Project application .....	5
Mechanical Power .....	15

## DEPARTMENT —WINDOW DECORATING

**JUDGING: Tuesday, JULY 14** prior to start of the fair.

**No Pre-entry is needed.**

1. Each club must secure their own window, making arrangements for painting as well as cleaning the window within a week of the fair. The window should be a local business or office in their community.
2. Clubs CAN decorate more than one window but will only submit one for judging.
3. Fair windows need to be decorated by Monday, July 13
4. Each club must notify the Extension office by Monday, July 13 as to the location of the club's window.
4. Each window should include the fair dates as well as the wording "Riley County Fair 2026" somewhere in the design.
5. Please submit a photo of your decorated window in case of rain before it is judged.
6. Designs are not required to follow the fair theme.
7. Judging Criteria:
  - (a) Creativity
  - (b) Fair Marketing Value/Location
8. Prize money will be given to each club.
9. Champion and reserve champion will be awarded.

Class 3001	Club Entry
------------	------------

## DEPARTMENT —WOODWORKING

Department Chair: Chad Parker

**ENTRY& JUDGING: Thursday, JULY 23; 1:00 p.m.**

Read general regulations.

1. Open only to members enrolled in the Wood science project.
2. Exhibit must be complete with all measurements that would allow replication of the project (each article must be accompanied by the plan, blueprint, working drawings, sketches, etc. used for construction). Please note: a set of step-by-step instructions is not a plan. Label each article showing intended use.
3. Parents and/or leaders are requested to be silent observers and may ask questions only at the conclusion of the interview.
4. When judging woodworking articles, consideration will be given to usefulness, design, workmanship, choice of wood, suitability, and quality of finish.
5. All youth entered may utilize power tools according to curriculum recommendations.
6. NEW: Projects with "fractal burning" are NOT ALLOWED in any Kansas State Fair exhibits. Example: electrical burning to make back linework on artwork. This is an agreement with the American Association of Woodturners.
7. Champion and reserve champion will be awarded.

### SECTION A—WOODWORKING

Class 2201	Articles for Farm or Shop Use
	Lawn Furniture
	Household Furniture
	Other Articles not included in above classes (bird feeders, bird house, napkin holders, book ends, etc.)
	Piece of Repaired or Refinished Furniture (This class is open to those enrolled in Woodworking or Home Environment)
Items Made from Kits – not eligible to go to the State Fair.	

## DEPARTMENT —OPEN CLASS

### GENERAL REGULATIONS

1. Each entry must have a Riley County Fair entry card. All entry cards will be filled out and firmly attached to the exhibit. These may be obtained from the Riley County Extension Office or at the Fair Office on the day of entry.
2. Every exhibit on the fairgrounds will be under control of fair management. While every precaution will be taken for the safekeeping of exhibits, neither the management, its officers, nor the Extension office personnel will be responsible for any loss, damage or accidents that may occur.
3. Exhibits will not be released until Monday, JULY 27; 5:00 p.m. – 7:00 p.m., **no exceptions** will be made. Exhibitors are to claim their exhibits at release time. Those in charge assume no responsibility for exhibits left on the fairgrounds after the close of the fair. If unable to pick up Monday evening, building will be open Tuesday morning from 9:00 – 11:00 a.m. to pick up.
4. Open Class events are open to anyone in Riley County and adjoining counties unless specified. 4-H members may exhibit in classes not available in the 4-H department.
5. Entries in Open Class will be placed in purple, blue, red, and white ribbon groups according to the division and quality of the exhibit unless otherwise stated.
6. All exhibits entered in Open Class must have been grown and selected or made by the party in whose name the entry is made.
7. **Check under** each division for special rules and entry dates.

### OPEN GARDEN AND CROPS

Department Chairs: Riley County Master Gardeners

**ENTRY:** Thursday, JULY 23; 10:00 – noon

**JUDGE:** Thursday, JULY 23; 1:00 – 3:00 p.m.

**RELEASE EXHIBITS: Monday**, JULY 27; 5:00 - 7:00 p.m.

1. Products exhibited shall be of the current year's production.
2. All exhibits must be grown and selected by the exhibitor.

Class 5100	Beans – plate of 6 same variety
	Beets – plate of 3 same variety
	Cabbage – 1 Head
	Cantaloupe (Muskmelon) – 1 melon
	Carrots – plate of 3 same variety
	Cucumbers – plate of 3 same variety
	Eggplant – 1 fruit
	Okra – plate of 3 same variety
	Onions – plate of 3 same variety
	Peppers – plate of 3 same variety
	Potatoes, Irish – plate of 3 same variety
	Pumpkin – 1 fruit
	Squash, summer – 1 fruit
	Squash, winter (other than pumpkin) – 1 fruit
	Sweet Corn – plate of 3 same variety
	Sweet Potatoes – plate of 3 same variety
	Turnips – plate of 3 same variety
	Tomatoes – plate of 3 same variety
	Watermelon or other melon (other than cantaloupe) – 1 melon
	Other Vegetable Crop
	Fruit Crop – (example plate of 3 apples, ½ pint blackberries)

	Wheat – One gallon sample A 2-1/2 - 3" Styrofoam cylinder placed in the gallon container may be used to reduce amount of grain to approximately 3 quarts
	Corn – Ten (10) ears white hybrid
	Corn – Ten (10) ears yellow hybrid
	Unusual Exhibit
	Miscellaneous
	Fresh Culinary herbs – 6 stems of one variety, exhibited in disposable container of water. Dried herbs are not accepted.

## SECTION B—OPEN FLOWERS AND PLANTS

Department Chair: Riley County Master Gardeners

**ENTRY:** Thursday, July 23; 10:00 – noon

**JUDGE:** Thursday, July 23; 1:00 – 3:00 p.m.

**RELEASE EXHIBITS:** Monday, JULY 27; 5:00 - 7:00 p.m.

1. Exhibit cut flowers with foliage and long stem if possible.
2. Cut flowers must have been garden grown.
3. House plants must be grown by the exhibitor and have been in his/her possession for at least 3 months.
4. All entries should be labeled as to proper variety.

Class 5101	Rose – single stem (variety to be named)
	Annual – single stem
	Perennial – single stem
	Fresh Flower Arrangement – state purpose of arrangement
	Dried Flower Arrangement – no artificial or silk flowers
	Cacti plants or succulent
	Potted Indoor Plant (foliage or flowering)
	Container Garden
	Miniature and Fairy Garden

## OPEN FOOD PRESERVATION

Department Chairs: Deandra Anderson

**ENTRY & JUDGING:** Wednesday, JULY 22; 11:00 p.m. – 2:00 p.m.

**RELEASE EXHIBITS:** Monday, JULY 27; 5:00-7:00 p.m.

1. Product must have been canned after July 29, 2025.
2. Exhibits must be sealed in non-decorated, non-colored (blue, amber or green), clean standard canning jars with matching brand (use Ball lids on Ball jars, or Kerr lids on Kerr jars, etc.) two-piece lids. Lids with plaid, fruit decorated or brushed silver are permissible. Jars must be sealed when entered. For food safety reasons, the size of the jars used must not be larger than the jar size stated in the recipe. There are 12-ounce, 23 ounce and 27-ounce canning jars available and may be used. Use pint jar process recommendations for 12-ounce jars. Use quart jar process recommendations for 23 ounce and 27-ounce jars. All other products must be in pint or quart jars.
3. Each jar exhibited must be labeled with a uniform label placed 1" from the base of jar. You may need to make a label using an adhesive mailing label. The label must give: Class No, Altitude, Product, Canning Method (water bath, weighted gauge or dial gauge presser method), Process Time, Pressure (psi), date processed including month and year, Name, and County/District.

4. Judging: The exhibits will be judged on recipe and quality of canned product. Current USDA recommended methods must be used. No open kettle or oven canned processed food will be allowed. Pickles and sweet spreads must be finished using the water bath process for the altitude of where processed. Low acid products must be pressure processed properly for the altitude of where processed.
5. Each exhibit must include a copy of the complete recipe and instructions. Recipe must include recipe source, date of publication and altitude of where processed.
6. Containers may be opened at the discretion of the judge.
7. Dried Foods: One kind of dried food product to be in a small jar, with lid but not sealed or other "see-through" container. Suggested amount: 1/3 to 1/2 cup, or 3 to 4 pieces per exhibit. All meat jerky should be cooked to 160 degrees F (internal temperature using a metal stem-type thermometer. Jerky not heated to 160 degrees F will not be judged
8. **Riley County Fair**– No alcohol should be included as an ingredient in food preservation entries. Entries with alcohol in the recipe will be disqualified and not be judged.

Class 5200	Sweet Spreads (fruit and/or vegetables), Syrups; 1 jar
	Fruits, Juices, Fruit mixtures (Salsa, pie filling, etc.); 1 jar
	Low Acid Vegetables (green beans, corn, etc. or mixtures); 1 jar
	Pickles (fruit or vegetables) Fermented & Relishes & Chutney); 1 jar
	Tomato/Tomato Products (Tomato juice & tomato salsa); 1 jar
	Meats; 1 jar
	Dill Pickles; 1 jar
	Dried Foods; 1 jar

## OPEN CAKE DECORATING

Department Chair: Holly McHugh

**ENTRY & JUDGING:** Wednesday, JULY 22; 11:00 – 2:00 p.m.

**RELEASE EXHIBITS:** Monday, JULY 27: 5:00-7:00 p.m.

1. Decorated items will be judged on overall design, skill and precision, choice and use of colors, difficulty of technique, neatness, and originality. Exhibits will be judged on appearance only.
2. A baked cake or a cake form may be used for decorating at the County Fair level.
3. A cake form (Styrofoam) is used for decorated cakes at the State Fair level.
4. Wedding and anniversary cakes can be no larger than a 14" base and 23" in height including decorations. Decorated cookies can be no larger than 12" in diameter, using any batter or dough. Cupcakes can be no larger than 3" to 4" in diameter, using any batter or dough.

## DECORATED CAKES

Class 5290	Cakes for Children
	Birthday
	Novelty
	Holiday
	Anniversary
	Wedding
	1 decorated cookie – 12" in diameter
	3 decorated cupcakes

## OPEN ARTS AND CLOTHING

Department Chair:

**ENTRY and JUDGING:** Saturday, JULY 25 8:00 am - 11:00 a.m. at Pottorf Hall, CiCo Park

**RELEASE EXHIBITS:** Monday, JULY 27; 5:00 - 7:00 p.m.

Exhibitors must indicate age on entry card.

1. Exhibitors may enter up to eight items.
2. A 3"x5" index card may be attached with the entry tag to give the judge any information which the exhibitor thinks would be helpful for the judge to know.
3. Refer to Open Class General regulations for other rules governing this division.

Class 5400	Open Arts and Clothing
------------	------------------------

## OPEN PHOTOGRAPHY

Department Chair: Stacy Kovar & Hilary Rombeck

Junior Assistants: Carly and Madison Rombeck

**ENTRY & JUDGING:** Saturday, JULY 25; 8:00 – 11:00 a.m. Pottorf Hall, CiCo Park

**RELEASE:** Monday, JULY 27; 5:00 - 7:00 p.m.

1. Exhibitors may enter no more than four total entries per age division.

2. Photos may be 7"x 9" to 8"x10".


3. No lettering, underlay, or borders permitted.

4. Sepia or other mono-colored photos may not be entered in a black and white class. Only true black and white photos will be accepted in a black and white class.

5. Mounting instructions:

Photos must be mounted across the narrow (11") dimension of a 11" x 12½" sheet of white or cream-colored studio mount. Photos mounted on foam core board or poster board will not be displayed. Photos must be mounted with the top edge of the print 1" below the top of the mount board. The sides of the print must be equal distance from the two sides of the mount board. A permanent mount must be made by using a photographic adhesive. Tape with masking tape a name slip (available at the Extension Office) on front bottom. Place photo in a 2-gallon self-sealing bag. Bags are the responsibility of the exhibitor.

6. Extension office sells mat boards and bags.



**Youth Division:** (17 years and under or 4-H age)

Class 5600	Best 7" x 9" to 8" x 10" Enlargement, Black and White
Class 5601	Best 7" x 9" to 8" x 10" Enlargement, Color

**Adult Division:** (18 years and over and no longer 4-H age)

Class 5602	Best 7" x 9" to 8" x 10" Enlargement, Black and White
Class 5603	Best 7" x 9" to 8" x 10" Enlargement, Color

**Open Class Division**—This year the Riley County Scene will be focused on "**Flowers of Riley County**". All pictures must be taken in Riley County; a description and location of the scene must be included on the back of the photo. The winning photo will receive a special ribbon and will be hung in the Riley County Office Building for one year. Photos will be 7"x9" or 8"x10" enlargement and color only. Cropping is allowed but No digital manipulation of the photo allowed. Only one entry person.

**Riley County Special Scene Division: Open to any age group**

Class 5604	Best 7" x 9" or 8" x 10" Enlargement – Flowers of Riley County
------------	--

## OPEN FOODS

Department Chair:  
Assistant:

**ENTRY & JUDGING:** Saturday, JULY 25; 10:00–11:00 a.m.

1. All entries must have a Riley County Fair Entry Card. Limited to 4 entries for the division.
2. Whole grain product must be made with at least 50% whole grain such as one or a combination of the following:  
Flour - such as whole wheat, rye, buckwheat, corn, rice or soy  
Cereals - such as bran, oatmeal, wheat or rice  
Crackers - such as whole wheat or rye
3. Recipe must be included.
4. An entry should consist of one whole product or three samples (i.e. one whole wheat pie crust, three whole wheat biscuits, etc.).
5. All entries will be taken home, a small piece of the entry will be kept on display.

### WHOLE GRAIN FOODS

Class 5700	Yeast Product
Class 5701	Bread Product made with Bread Machine
Class 5702	Quick Bread Product
Class 5703	Cake
Class 5704	Pie, Fruit
Class 5705	Cookies
Class 5706	Miscellaneous

### FOODS

Class 5707	Yeast Product
Class 5708	Bread Product made with Bread Machine
Class 5709	Quick Bread Product
Class 5710	Cake
Class 5711	Pie, Fruit
Class 5712	Cookies
Class 5713	Miscellaneous

## OPEN BUILDING CREATIONS

Department Head: John Jobe

**ENTRY:** Wednesday, JULY 22, 3:00 – 5:00 p.m.

**JUDGING:** Wednesday, JULY 22, 3:00 p.m.

1. Building Creations (LEGO®, K'NEX®, toothpicks, etc.) should be no larger than 23" (L) x 23" (W) x 60"(H). Special sized accommodation can be made for larger creations with the approval of Mr. Jobe, Riley County 4-H Agent. Contact him at the Riley County Extension Office prior to entry, 785-537-6350.
2. Building Creations will be judged on theme, neatness and creativity.
3. Creations will be judged in (4) separate age categories: **Junior (ages 7-9), Intermediate (ages 10-13), Senior (14-19) and Adult**
4. Group exhibits are allowed, but only one prize will be given per exhibit.
5. Each builder may enter a maximum of two exhibits.
6. All entries must be completely assembled when entered. Only minor repairs will be permitted at entry.

Class 5800	Junior 7-9
Class 5801	Intermediate 10-13
Class 5802	Senior 14-19
Class 5803	Adult 20+

## OPEN SHEPHERDS LEAD

Department Chair: Kelly Wendland

**REGISTRATION:** Due Thursday, JULY 23; **12:00 p.m. (noon)**

**DESCRIPTION:** Script must be typed and emailed to [riffey@ksu.edu](mailto:riffey@ksu.edu)

**JUDGING:** Thursday, JULY 23; 7:00 p.m., Hurlburt Show Arena, before sheep show

1. The purpose of a lead class is to present sheep in the most attractive manner, to improve the image of sheep and to give spectators an opportunity to view well-groomed sheep at halter by attractively dressed contestants wearing wool garments.
2. Garments may be purchased or constructed and should consist of at least 60% wool (excluding accessories).
3. Judging is based on the attractiveness and suitability of the garment to the contestant and contestant's ability to control and present the sheep at halter.
4. Contestants do not need to be enrolled in the sheep project to participate. Arrangements should be made with a 4-H'er in the sheep project to use his/her lamb for the contest.
5. The sheep may be blanketed or decorated in a fashion that compliments the overall appearance of the contestant and the animal.

Pee Wee (Ages 5 and under)	Junior (Ages 6-9)
Intermediate (Ages 10-14)	Senior (Ages 15-20)
Adult (Ages 21 and Above)	

## OPEN GEOLOGY

Department Chair: Wally Mack and Chris Anderson

**ENTRY & JUDGING:** Thursday, JULY 23; 10:00 a.m. - Noon

**RELEASE:** Monday, JULY 27; 5:00 - 7:00 p.m.

Display at least 15 specimens. Group and label specimens according to categories. All specimens must be collected in the State of Kansas during 2025-2026. At least 15 specimens must be collected during 2025-2026 for all categories.

1. The standard size exhibit box should be 18x23x31/2". All specimens are to be arranged across the narrow (18") dimension of the exhibit box, making the exhibit 18" across the top and 23" deep. The Plexiglas cover must be removable from the top. Screws, locks or other devices that would prevent judges from removing cover should not be used.
2. Each exhibitor is required to identify each display box by placing an identification label bearing name, county and number of specimens in the upper left-hand corner of the Plexiglas cover (inside-use clear double-sided tape to adhere gummed labels), and by attaching a label with the same information on the lower corner of the box (outside). The inside label is also to indicate the class number.
3. Exhibitors may show in only one of the first four geology classes. Exhibitors may also show in geology class special exhibit.
4. Specimens should be labeled with the number of the specimen, date collected, specimen name or description, and locality (county only) where collected.

5. Specimens should be mounted in the box by the proper groups - rocks, minerals, fossils. Fossils must be identified to the Phylum, Class and Genus Level. Genus name is to begin with a capital letter. Species name is all lower case. Genus and species names must either be italicized or underlined, not both. The words "phylum, class, genus" on labels are to be spelled out, not abbreviated. More than one specimen of the same kind of rock or mineral or species of a fossil may be exhibited if this duplication represents different geological formations. Specimen label must show this distinction (Fort Hays limestone, not just limestone); calcite from the Greenhorn formation, not just calcite; Phylum: Brachiopod Class: Articulata Genus: Composita from the Morrill Limestone Member, not just Phylum: Brachiopoda Class: Articulata Genus: Composita.
6. All specimens must be collected (not purchased) from locations in Kansas, with the exception of Tri-State Mining Area specimens collected from these three adjacent counties: Ottawa county, OK: Newton and Jasper Counties, MO. Out-of-state specimens may be exhibited in a marked section of the display, but these are not to comprise the major portion of the exhibit. **OUT-OF-STATE SPECIMENS WILL NOT COUNT IN THE MINIMUM NUMBER FOR THE CLASS, NOR WILL THEY BE CONSIDERED IN THE JUDGING.**

Class 2802	Display at least 15 different rocks, minerals or fossils collected during 2025-2026. Limited to one exhibit box. Fossils must be identified at the Phylum level.
Class 2803	Display at least 29 different rocks, minerals or fossils, at least 5 of each. Fifteen must be collected during 2025-2026 year. Limited to one exhibit box. Fossils must be identified at the Phylum level
Class 2804	Display at least 45 rocks, minerals or fossils, at least 5 of each. Fifteen must be collected during 2025-2026 year. More than one specimen of the same kind of rock or mineral or species of a fossil may be exhibited if this duplication represents different geological formations. Specimen label must show this distinction (Fort Hays limestone, not just limestone: exact species must have different formation names listed on the I.D. card; Composita Brachiopod from Morrill Limestone not just Brachiopod or Composita Brachiopod). Exhibit limited to two boxes 18" x 23" x 3 1/2" with <b>Plexiglas</b> covers. Rocks must be identified by their proper name and type (igneous, sedimentary, and metamorphic). These rock types must be spelled out on labels or have a legible key. Fossils must be identified at the Phylum level.
Class 2805	Display at least 60 rocks, minerals, or fossils, at least 5 of each. <b>Fifteen must be collected during 2025-2026 year.</b> More than one specimen of the same kind of rock or mineral or species of a fossil may be exhibited if this duplication represents different geological formations. Specimen label must show this distinction (Fort Hays limestone, not just limestone: exact species must have different formation names listed on the I.D. card; Composita Brachiopod from Morrill Limestone not just Brachiopod or Composita Brachiopod). Exhibit limited to two boxes 18"x 23 x 3 1/2" with <b>Plexiglas</b> covers. Rocks must be identified by their proper name and type (igneous, sedimentary, and metamorphic). These rock types must be spelled out on labels or have a legible key. Fossils must be identified at the Phylum, Class and Genus levels if possible.

Class 2806	Geology Educational Exhibit relating geology to everyday living; or to a mineral test, a rock formation, geological history, species of a fossil, forms of one mineral, a variation of one kind of rock, archaeological artifacts, or Indian artifacts. Exhibit limited to 4 feet of table space or not more than two exhibit boxes. Digital formats are accepted. Please make arrangements for the judge to view your exhibit and have a hard copy for display
Class 2807	Mineralogy Display a minimum of 15 mineral specimens collected in Kansas, at least 5 of which have been collected during 2025-2026 year. The minerals are to be grouped by mineral class (i.e.: Carbonates, Oxides, Silicates) and at least 3 classes must be represented. Members must use one standard display box. The specimens must be labeled with the number of the specimen, date collected, name of specimen, county where collected and chemical composition (i.e.: CaCO <sub>3</sub> for calcite) if known.

## GENERAL EVENTS PEDAL TRACTOR PULL

Department Chair: Riley County Fair Board

**REGISTRATION:** Sunday, JULY 26; 6:30 p.m. Hurlburt Show Arena

**PULL:** 7:00 p.m.

1. All equipment will be furnished.
2. Entrants must be at least 4 years of age and not older than 12.
3. Classes will be divided by age.
4. Other rules will be handed out at the time of registration.



## **Fair Royalty for 2025**

Keaton Kirmer  
Randolph Ramblers 4-H

Alena Wiebers  
Bonfire 4-H

**Photo Courtesy of  
J & C Imaging, Inc.**